

Trofeu Molde 2016 3º Prova

Hasco

Corrida

Race

Euroindy 0,910 Km

09-04-2016 17:08

| Lap | Lap Tm | Diff | Time of Day | Lap | Lap Tm | Diff | Time of Day | Lap | Lap Tm | Diff | Time of Day |
|------------|-----------------|---------|--------------|-----|-----------------|----------|--------------|-----|-----------------|---------|--------------|
| (12) Moldi | | | | 65 | 48.825 | +0.723 | 18:56:13.364 | 131 | 48.946 | +0.844 | 19:52:31.041 |
| 1 | 52.746 | +4.644 | 18:03:28.830 | 66 | 48.682 | +0.580 | 18:57:02.046 | 132 | 48.917 | +0.815 | 19:53:19.958 |
| 2 | 49.712 | +1.610 | 18:04:18.542 | 67 | 49.295 | +1.193 | 18:57:51.341 | 133 | 48.730 | +0.628 | 19:54:08.688 |
| 3 | 48.658 | +0.556 | 18:05:07.200 | 68 | 49.032 | +0.930 | 18:58:40.373 | 134 | 48.788 | +0.686 | 19:54:57.476 |
| 4 | 48.486 | +0.384 | 18:05:55.686 | 69 | 48.587 | +0.485 | 18:59:28.960 | 135 | 48.523 | +0.421 | 19:55:45.999 |
| 5 | 50.517 | +2.415 | 18:06:46.203 | 70 | 48.309 | +0.207 | 19:00:17.269 | 136 | 48.926 | +0.824 | 19:56:34.925 |
| 6 | 48.488 | +0.386 | 18:07:34.691 | 71 | 48.817 | +0.715 | 19:01:06.086 | 137 | 48.917 | +0.815 | 19:57:23.842 |
| 7 | 48.208 | +0.106 | 18:08:22.899 | 72 | 48.539 | +0.437 | 19:01:54.625 | 138 | 48.885 | +0.783 | 19:58:12.727 |
| 8 | 48.380 | +0.278 | 18:09:11.279 | 73 | 48.102 | - | 19:02:42.727 | 139 | 48.684 | +0.582 | 19:59:01.411 |
| 9 | 48.250 | +0.148 | 18:09:59.529 | 74 | 49.012 | +0.910 | 19:03:31.739 | 140 | 48.956 | +0.854 | 19:59:50.367 |
| 10 | 48.439 | +0.337 | 18:10:47.968 | 75 | 49.347 | +1.245 | 19:04:21.086 | 141 | 48.664 | +0.562 | 20:00:39.031 |
| 11 | 48.199 | +0.097 | 18:11:36.167 | 76 | 48.391 | +0.289 | 19:05:09.477 | 142 | 49.150 | +1.048 | 20:01:28.181 |
| 12 | 48.530 | +0.428 | 18:12:24.697 | 77 | 48.427 | +0.325 | 19:05:57.904 | 143 | 48.779 | +0.677 | 20:02:16.960 |
| 13 | 48.496 | +0.394 | 18:13:13.193 | 78 | 1:14.120 | +26.018 | 19:07:12.024 | 144 | 48.786 | +0.684 | 20:03:05.746 |
| 14 | 48.357 | +0.255 | 18:14:01.550 | 79 | 1:02.624 | +14.522 | 19:08:14.648 | 145 | 48.826 | +0.724 | 20:03:54.572 |
| 15 | 48.226 | +0.124 | 18:14:49.776 | 80 | 49.681 | +1.579 | 19:09:04.329 | 146 | 48.888 | +0.786 | 20:04:43.460 |
| 16 | 48.615 | +0.513 | 18:15:38.391 | 81 | 49.548 | +1.446 | 19:09:53.877 | 147 | 48.748 | +0.646 | 20:05:32.208 |
| 17 | 48.820 | +0.718 | 18:16:27.211 | 82 | 50.762 | +2.660 | 19:10:44.639 | 148 | 49.454 | +1.352 | 20:06:21.662 |
| 18 | 48.634 | +0.532 | 18:17:15.845 | 83 | 49.585 | +1.483 | 19:11:34.224 | 149 | 48.952 | +0.850 | 20:07:10.614 |
| 19 | 48.677 | +0.575 | 18:18:04.522 | 84 | 49.123 | +1.021 | 19:12:23.347 | 150 | 48.636 | +0.534 | 20:07:59.250 |
| 20 | 48.451 | +0.349 | 18:18:52.973 | 85 | 49.526 | +1.424 | 19:13:12.873 | 151 | 49.442 | +1.340 | 20:08:48.692 |
| 21 | 48.587 | +0.485 | 18:19:41.560 | 86 | 49.240 | +1.138 | 19:14:02.113 | 152 | 1:21.703 | +33.601 | 20:10:10.395 |
| 22 | 48.632 | +0.530 | 18:20:30.192 | 87 | 49.251 | +1.149 | 19:14:51.364 | 153 | 54.590 | +6.488 | 20:11:04.985 |
| 23 | 49.134 | +1.032 | 18:21:19.326 | 88 | 49.385 | +1.283 | 19:15:40.749 | 154 | 48.979 | +0.877 | 20:11:53.964 |
| 24 | 48.416 | +0.314 | 18:22:07.742 | 89 | 48.875 | +0.773 | 19:16:29.624 | 155 | 48.777 | +0.675 | 20:12:42.741 |
| 25 | 48.440 | +0.338 | 18:22:56.182 | 90 | 49.746 | +1.644 | 19:17:19.370 | 156 | 48.995 | +0.893 | 20:13:31.736 |
| 26 | 49.895 | +1.793 | 18:23:46.077 | 91 | 49.029 | +0.927 | 19:18:08.399 | 157 | 48.463 | +0.361 | 20:14:20.199 |
| 27 | 55.759 | +7.657 | 18:24:41.836 | 92 | 49.764 | +1.662 | 19:18:58.163 | 158 | 48.212 | +0.110 | 20:15:08.411 |
| 28 | 48.858 | +0.756 | 18:25:30.694 | 93 | 49.257 | +1.155 | 19:19:47.420 | 159 | 48.461 | +0.359 | 20:15:56.872 |
| 29 | 48.489 | +0.387 | 18:26:19.183 | 94 | 49.013 | +0.911 | 19:20:36.433 | 160 | 48.451 | +0.349 | 20:16:45.323 |
| 30 | 48.815 | +0.713 | 18:27:07.998 | 95 | 49.143 | +1.041 | 19:21:25.576 | 161 | 48.498 | +0.396 | 20:17:33.821 |
| 31 | 48.633 | +0.531 | 18:27:56.631 | 96 | 50.295 | +2.193 | 19:22:15.871 | 162 | 48.748 | +0.646 | 20:18:22.569 |
| 32 | 48.450 | +0.348 | 18:28:45.081 | 97 | 48.777 | +0.675 | 19:23:04.648 | 163 | 48.244 | +0.142 | 20:19:10.813 |
| 33 | 48.906 | +0.804 | 18:29:33.987 | 98 | 49.490 | +1.388 | 19:23:54.138 | 164 | 48.456 | +0.354 | 20:19:59.269 |
| 34 | 48.478 | +0.376 | 18:30:22.465 | 99 | 49.387 | +1.285 | 19:24:43.525 | 165 | 48.467 | +0.365 | 20:20:47.736 |
| 35 | 48.725 | +0.623 | 18:31:11.190 | 100 | 49.834 | +1.732 | 19:25:33.359 | 166 | 48.467 | +0.365 | 20:21:36.203 |
| 36 | 48.468 | +0.366 | 18:31:59.658 | 101 | 49.252 | +1.150 | 19:26:22.611 | 167 | 48.207 | +0.105 | 20:22:24.410 |
| 37 | 48.652 | +0.550 | 18:32:48.310 | 102 | 49.602 | +1.500 | 19:27:12.213 | 168 | 48.244 | +0.142 | 20:23:12.654 |
| 38 | 48.621 | +0.519 | 18:33:36.931 | 103 | 49.454 | +1.352 | 19:28:01.667 | 169 | 48.215 | +0.113 | 20:24:00.869 |
| 39 | 1:12.321 | +24.219 | 18:34:49.252 | 104 | 49.473 | +1.371 | 19:28:51.140 | 170 | 48.875 | +0.773 | 20:24:49.744 |
| 40 | 1:01.119 | +13.017 | 18:35:50.371 | 105 | 49.405 | +1.303 | 19:29:40.545 | 171 | 48.638 | +0.536 | 20:25:38.382 |
| 41 | 49.404 | +1.302 | 18:36:39.775 | 106 | 48.896 | +0.794 | 19:30:29.441 | 172 | 49.249 | +1.147 | 20:26:27.631 |
| 42 | 49.469 | +1.367 | 18:37:29.244 | 107 | 49.849 | +1.747 | 19:31:19.290 | 173 | 48.389 | +0.287 | 20:27:16.020 |
| 43 | 48.938 | +0.836 | 18:38:18.182 | 108 | 49.860 | +1.758 | 19:32:09.150 | 174 | 48.368 | +0.266 | 20:28:04.388 |
| 44 | 49.174 | +1.072 | 18:39:07.356 | 109 | 49.554 | +1.452 | 19:32:58.704 | 175 | 48.319 | +0.217 | 20:28:52.707 |
| 45 | 48.592 | +0.490 | 18:39:55.948 | 110 | 48.687 | +0.585 | 19:33:47.391 | 176 | 49.325 | +1.223 | 20:29:42.032 |
| 46 | 48.975 | +0.873 | 18:40:44.923 | 111 | 49.209 | +1.107 | 19:34:36.600 | 177 | 48.192 | +0.090 | 20:30:30.224 |
| 47 | 49.066 | +0.964 | 18:41:33.989 | 112 | 49.650 | +1.548 | 19:35:26.250 | 178 | 48.422 | +0.320 | 20:31:18.646 |
| 48 | 48.950 | +0.848 | 18:42:22.939 | 113 | 49.490 | +1.388 | 19:36:15.740 | 179 | 48.530 | +0.428 | 20:32:07.176 |
| 49 | 48.610 | +0.508 | 18:43:11.549 | 114 | 1:13.243 | +25.141 | 19:37:28.983 | 180 | 48.373 | +0.271 | 20:32:55.549 |
| 50 | 49.474 | +1.372 | 18:44:01.023 | 115 | 1:57.608 | +109.506 | 19:39:26.591 | 181 | 48.512 | +0.410 | 20:33:44.061 |
| 51 | 48.942 | +0.840 | 18:44:49.965 | 116 | 49.628 | +1.526 | 19:40:16.219 | 182 | 48.437 | +0.335 | 20:34:32.498 |
| 52 | 48.602 | +0.500 | 18:45:38.567 | 117 | 49.144 | +1.042 | 19:41:05.363 | 183 | 48.539 | +0.437 | 20:35:21.037 |
| 53 | 49.007 | +0.905 | 18:46:27.574 | 118 | 48.657 | +0.555 | 19:41:54.020 | 184 | 48.583 | +0.481 | 20:36:09.620 |
| 54 | 48.775 | +0.673 | 18:47:16.349 | 119 | 49.117 | +1.015 | 19:42:43.137 | 185 | 48.643 | +0.541 | 20:36:58.263 |
| 55 | 48.815 | +0.713 | 18:48:05.164 | 120 | 48.843 | +0.741 | 19:43:31.980 | 186 | 48.442 | +0.340 | 20:37:46.705 |
| 56 | 48.500 | +0.398 | 18:48:53.664 | 121 | 49.003 | +0.901 | 19:44:20.983 | 187 | 48.403 | +0.301 | 20:38:35.108 |
| 57 | 48.599 | +0.497 | 18:49:42.263 | 122 | 50.592 | +2.490 | 19:45:11.575 | 188 | 48.649 | +0.547 | 20:39:23.757 |
| 58 | 48.823 | +0.721 | 18:50:31.086 | 123 | 48.804 | +0.702 | 19:46:00.379 | 189 | 1:14.468 | +26.366 | 20:40:38.225 |
| 59 | 49.022 | +0.920 | 18:51:20.108 | 124 | 48.502 | +0.400 | 19:46:48.881 | 190 | 1:03.480 | +15.378 | 20:41:41.705 |
| 60 | 48.734 | +0.632 | 18:52:08.842 | 125 | 48.749 | +0.647 | 19:47:37.630 | 191 | 48.955 | +0.853 | 20:42:30.660 |
| 61 | 48.751 | +0.649 | 18:52:57.593 | 126 | 48.996 | +0.894 | 19:48:26.626 | 192 | 48.493 | +0.391 | 20:43:19.153 |
| 62 | 49.402 | +1.300 | 18:53:46.995 | 127 | 49.227 | +1.125 | 19:49:15.853 | 193 | 48.602 | +0.500 | 20:44:07.755 |
| 63 | 48.659 | +0.557 | 18:54:35.654 | 128 | 48.793 | +0.691 | 19:50:04.646 | 194 | 49.220 | +1.118 | 20:44:56.975 |
| 64 | 48.885 | +0.783 | 18:55:24.539 | 129 | 48.939 | +0.837 | 19:50:53.585 | 195 | 49.219 | +1.117 | 20:45:46.194 |
| | | | | 130 | 48.510 | +0.408 | 19:51:42.095 | 196 | 49.614 | +1.512 | 20:46:35.808 |

Printed: 09-04-2016 21:29:19

Licensed to: EUROINDY, LDA


Chief of Timing & Scoring
Race Director

Orbits 2
www.amb-it.com
www.mylaps.com

Trofeu Molde 2016 3º Prova

Hasco
Corrida
Race

Euroindy 0,910 Km
09-04-2016 17:08



| Lap | Lap Tm | Diff | Time of Day | Lap | Lap Tm | Diff | Time of Day | Lap | Lap Tm | Diff | Time of Day |
|--------------|----------|---------|--------------|-----|----------|-----------|--------------|-----|----------|---------|--------------|
| 197 | 49.232 | +1.130 | 20:47:25.040 | 45 | 49.886 | +2.001 | 18:39:33.297 | 111 | 48.192 | +0.307 | 19:36:01.691 |
| 198 | 50.065 | +1.963 | 20:48:15.105 | 46 | 49.424 | +1.539 | 18:40:22.721 | 112 | 48.127 | +0.242 | 19:36:49.818 |
| 199 | 50.965 | +2.863 | 20:49:06.070 | 47 | 49.410 | +1.525 | 18:41:12.131 | 113 | 48.058 | +0.173 | 19:37:37.876 |
| 200 | 49.305 | +1.203 | 20:49:55.375 | 48 | 49.447 | +1.562 | 18:42:01.578 | 114 | 48.255 | +0.370 | 19:38:26.131 |
| 201 | 50.081 | +1.979 | 20:50:45.456 | 49 | 49.383 | +1.498 | 18:42:50.961 | 115 | 48.069 | +0.184 | 19:39:14.200 |
| 202 | 49.994 | +1.892 | 20:51:35.450 | 50 | 49.437 | +1.552 | 18:43:40.398 | 116 | 48.185 | +0.300 | 19:40:02.385 |
| 203 | 48.806 | +0.704 | 20:52:24.256 | 51 | 49.246 | +1.361 | 18:44:29.644 | 117 | 48.344 | +0.459 | 19:40:50.729 |
| 204 | 48.846 | +0.744 | 20:53:13.102 | 52 | 49.552 | +1.667 | 18:45:19.196 | 118 | 48.005 | +0.120 | 19:41:38.734 |
| 205 | 49.424 | +1.322 | 20:54:02.526 | 53 | 49.783 | +1.898 | 18:46:08.979 | 119 | 48.170 | +0.285 | 19:42:26.904 |
| 206 | 48.756 | +0.654 | 20:54:51.282 | 54 | 49.541 | +1.656 | 18:46:58.520 | 120 | 47.967 | +0.082 | 19:43:14.871 |
| 207 | 48.899 | +0.797 | 20:55:40.181 | 55 | 50.963 | +3.078 | 18:47:49.483 | 121 | 47.885 | - | 19:44:02.756 |
| 208 | 48.913 | +0.811 | 20:56:29.094 | 56 | 50.217 | +2.332 | 18:48:39.700 | 122 | 48.225 | +0.340 | 19:44:50.981 |
| 209 | 49.286 | +1.184 | 20:57:18.380 | 57 | 49.472 | +1.587 | 18:49:29.172 | 123 | 48.370 | +0.485 | 19:45:39.351 |
| 210 | 49.348 | +1.246 | 20:58:07.728 | 58 | 49.744 | +1.859 | 18:50:18.916 | 124 | 48.003 | +0.118 | 19:46:27.354 |
| 211 | 49.198 | +1.096 | 20:58:56.926 | 59 | 49.398 | +1.513 | 18:51:08.314 | 125 | 48.062 | +0.177 | 19:47:15.416 |
| 212 | 48.918 | +0.816 | 20:59:45.844 | 60 | 49.711 | +1.826 | 18:51:58.025 | 126 | 48.612 | +0.727 | 19:48:04.028 |
| 213 | 48.928 | +0.826 | 21:00:34.772 | 61 | 49.516 | +1.631 | 18:52:47.541 | 127 | 48.107 | +0.222 | 19:48:52.135 |
| 214 | 48.786 | +0.684 | 21:01:23.558 | 62 | 49.610 | +1.725 | 18:53:37.151 | 128 | 48.023 | +0.138 | 19:49:40.158 |
| 215 | 48.622 | +0.520 | 21:02:12.180 | 63 | 49.790 | +1.905 | 18:54:26.941 | 129 | 48.076 | +0.191 | 19:50:28.234 |
| 216 | 48.935 | +0.833 | 21:03:01.115 | 64 | 49.294 | +1.409 | 18:55:16.235 | 130 | 48.041 | +0.156 | 19:51:16.275 |
| (22) F.A.MAR | | | | 65 | 49.413 | +1.528 | 18:56:05.648 | 131 | 48.095 | +0.210 | 19:52:04.370 |
| 1 | 51.595 | +3.710 | 18:03:27.450 | 66 | 51.338 | +3.453 | 18:56:56.986 | 132 | 47.987 | +0.102 | 19:52:52.357 |
| 2 | 48.436 | +0.551 | 18:04:15.886 | 67 | 49.006 | +1.121 | 18:57:45.992 | 133 | 48.661 | +0.776 | 19:53:41.018 |
| 3 | 48.321 | +0.436 | 18:05:04.207 | 68 | 49.353 | +1.468 | 18:58:35.345 | 134 | 48.026 | +0.141 | 19:54:29.044 |
| 4 | 48.229 | +0.344 | 18:05:52.436 | 69 | 49.051 | +1.166 | 18:59:24.396 | 135 | 48.325 | +0.440 | 19:55:17.369 |
| 5 | 48.130 | +0.245 | 18:06:40.566 | 70 | 49.195 | +1.310 | 19:00:13.591 | 136 | 48.087 | +0.202 | 19:56:05.456 |
| 6 | 48.089 | +0.204 | 18:07:28.655 | 71 | 49.114 | +1.229 | 19:01:02.705 | 137 | 47.958 | +0.073 | 19:56:53.414 |
| 7 | 48.051 | +0.166 | 18:08:16.706 | 72 | 48.825 | +0.940 | 19:01:51.530 | 138 | 48.249 | +0.364 | 19:57:41.663 |
| 8 | 48.061 | +0.176 | 18:09:04.767 | 73 | 49.582 | +1.697 | 19:02:41.112 | 139 | 47.911 | +0.026 | 19:58:29.574 |
| 9 | 48.173 | +0.288 | 18:09:52.940 | 74 | 1:17.105 | +29.220 | 19:03:58.217 | 140 | 48.252 | +0.367 | 19:59:17.826 |
| 10 | 48.012 | +0.127 | 18:10:40.952 | 75 | 58.955 | +11.070 | 19:04:57.172 | 141 | 48.115 | +0.230 | 20:00:05.941 |
| 11 | 48.255 | +0.370 | 18:11:29.207 | 76 | 50.008 | +2.123 | 19:05:47.180 | 142 | 48.098 | +0.213 | 20:00:54.039 |
| 12 | 47.984 | +0.099 | 18:12:17.191 | 77 | 50.025 | +2.140 | 19:06:37.205 | 143 | 48.068 | +0.183 | 20:01:42.107 |
| 13 | 48.230 | +0.345 | 18:13:05.421 | 78 | 49.131 | +1.246 | 19:07:26.336 | 144 | 48.042 | +0.157 | 20:02:30.149 |
| 14 | 48.012 | +0.127 | 18:13:53.433 | 79 | 49.652 | +1.767 | 19:08:15.988 | 145 | 48.183 | +0.298 | 20:03:18.332 |
| 15 | 47.985 | +0.100 | 18:14:41.418 | 80 | 49.328 | +1.443 | 19:09:05.316 | 146 | 48.473 | +0.588 | 20:04:06.805 |
| 16 | 48.156 | +0.271 | 18:15:29.574 | 81 | 49.185 | +1.300 | 19:09:54.501 | 147 | 48.741 | +0.856 | 20:04:55.546 |
| 17 | 48.128 | +0.243 | 18:16:17.702 | 82 | 49.688 | +1.803 | 19:10:44.189 | 148 | 1:10.673 | +22.788 | 20:06:06.219 |
| 18 | 48.001 | +0.116 | 18:17:05.703 | 83 | 49.557 | +1.672 | 19:11:33.746 | 149 | 1:02.449 | +14.564 | 20:07:08.668 |
| 19 | 47.919 | +0.034 | 18:17:53.622 | 84 | 49.202 | +1.317 | 19:12:22.948 | 150 | 50.209 | +2.324 | 20:07:58.877 |
| 20 | 48.029 | +0.144 | 18:18:41.651 | 85 | 49.367 | +1.482 | 19:13:12.315 | 151 | 49.649 | +1.764 | 20:08:48.526 |
| 21 | 49.545 | +1.660 | 18:19:31.196 | 86 | 49.418 | +1.533 | 19:14:01.733 | 152 | 50.500 | +2.615 | 20:09:39.026 |
| 22 | 49.542 | +1.657 | 18:20:20.738 | 87 | 49.194 | +1.309 | 19:14:50.927 | 153 | 49.461 | +1.576 | 20:10:28.487 |
| 23 | 47.970 | +0.085 | 18:21:08.708 | 88 | 49.289 | +1.404 | 19:15:40.216 | 154 | 49.728 | +1.843 | 20:11:18.215 |
| 24 | 48.720 | +0.835 | 18:21:57.428 | 89 | 49.167 | +1.282 | 19:16:29.383 | 155 | 49.269 | +1.384 | 20:12:07.484 |
| 25 | 48.123 | +0.238 | 18:22:45.551 | 90 | 49.367 | +1.482 | 19:17:18.750 | 156 | 49.537 | +1.652 | 20:12:57.021 |
| 26 | 48.791 | +0.906 | 18:23:34.342 | 91 | 49.248 | +1.363 | 19:18:07.998 | 157 | 51.581 | +3.696 | 20:13:48.602 |
| 27 | 48.249 | +0.364 | 18:24:22.591 | 92 | 49.309 | +1.424 | 19:18:57.307 | 158 | 49.572 | +1.687 | 20:14:38.174 |
| 28 | 48.084 | +0.199 | 18:25:10.675 | 93 | 49.394 | +1.509 | 19:19:46.701 | 159 | 49.359 | +1.474 | 20:15:27.533 |
| 29 | 48.148 | +0.263 | 18:25:58.823 | 94 | 49.194 | +1.309 | 19:20:35.895 | 160 | 49.772 | +1.887 | 20:16:17.305 |
| 30 | 48.069 | +0.184 | 18:26:46.892 | 95 | 48.970 | +1.085 | 19:21:24.865 | 161 | 50.025 | +2.140 | 20:17:07.330 |
| 31 | 48.123 | +0.238 | 18:27:35.015 | 96 | 49.800 | +1.915 | 19:22:14.665 | 162 | 48.992 | +1.107 | 20:17:56.322 |
| 32 | 48.115 | +0.230 | 18:28:23.130 | 97 | 49.572 | +1.687 | 19:23:04.237 | 163 | 49.299 | +1.414 | 20:18:45.621 |
| 33 | 48.140 | +0.255 | 18:29:11.270 | 98 | 49.569 | +1.684 | 19:23:53.806 | 164 | 49.510 | +1.625 | 20:19:35.131 |
| 34 | 48.250 | +0.365 | 18:29:59.520 | 99 | 49.467 | +1.582 | 19:24:43.273 | 165 | 49.034 | +1.149 | 20:20:24.165 |
| 35 | 48.159 | +0.274 | 18:30:47.679 | 100 | 49.372 | +1.487 | 19:25:32.645 | 166 | 49.674 | +1.789 | 20:21:13.839 |
| 36 | 48.099 | +0.214 | 18:31:35.778 | 101 | 49.847 | +1.962 | 19:26:22.492 | 167 | 49.773 | +1.888 | 20:22:03.612 |
| 37 | 48.182 | +0.297 | 18:32:23.960 | 102 | 49.419 | +1.534 | 19:27:11.911 | 168 | 49.741 | +1.856 | 20:22:53.353 |
| 38 | 48.170 | +0.285 | 18:33:12.130 | 103 | 49.404 | +1.519 | 19:28:01.315 | 169 | 49.251 | +1.366 | 20:23:42.604 |
| 39 | 48.071 | +0.186 | 18:34:00.201 | 104 | 49.461 | +1.576 | 19:28:50.776 | 170 | 49.382 | +1.497 | 20:24:31.986 |
| 40 | 1:13.002 | +25.117 | 18:35:13.203 | 105 | 49.247 | +1.362 | 19:29:40.023 | 171 | 49.507 | +1.622 | 20:25:21.493 |
| 41 | 1:00.817 | +12.932 | 18:36:14.020 | 106 | 49.165 | +1.280 | 19:30:29.188 | 172 | 49.514 | +1.629 | 20:26:11.007 |
| 42 | 49.927 | +2.042 | 18:37:03.947 | 107 | 49.848 | +1.963 | 19:31:19.036 | 173 | 49.630 | +1.745 | 20:27:00.637 |
| 43 | 49.807 | +1.922 | 18:37:53.754 | 108 | 1:17.591 | +29.706 | 19:32:36.627 | 174 | 49.369 | +1.484 | 20:27:50.006 |
| 44 | 49.657 | +1.772 | 18:38:43.411 | 109 | 1:48.624 | +1:00.739 | 19:34:25.251 | 175 | 49.101 | +1.216 | 20:28:39.107 |
| | | | | 110 | 48.248 | +0.363 | 19:35:13.499 | 176 | 1:16.802 | +28.917 | 20:29:55.909 |

Trofeu Molde 2016 3º Prova

Hasco
Corrida
Race

Euroindy 0,910 Km
09-04-2016 17:08



| Lap | Lap Tm | Diff | Time of Day | Lap | Lap Tm | Diff | Time of Day | Lap | Lap Tm | Diff | Time of Day |
|-----|--------|---------|--------------|-----|----------|---------|--------------|-----|----------|-----------|--------------|
| 177 | 59.279 | +11.394 | 20:30:55.188 | 25 | 48.880 | +0.592 | 18:23:10.823 | 91 | 49.175 | +0.887 | 19:18:41.269 |
| 178 | 49.794 | +1.909 | 20:31:44.982 | 26 | 49.294 | +1.006 | 18:24:00.117 | 92 | 49.228 | +0.940 | 19:19:30.497 |
| 179 | 49.718 | +1.833 | 20:32:34.700 | 27 | 49.136 | +0.848 | 18:24:49.253 | 93 | 49.058 | +0.770 | 19:20:19.555 |
| 180 | 49.053 | +1.168 | 20:33:23.753 | 28 | 49.140 | +0.852 | 18:25:38.393 | 94 | 49.134 | +0.846 | 19:21:08.689 |
| 181 | 49.093 | +1.208 | 20:34:12.846 | 29 | 48.899 | +0.611 | 18:26:27.292 | 95 | 49.157 | +0.869 | 19:21:57.846 |
| 182 | 49.493 | +1.608 | 20:35:02.339 | 30 | 49.122 | +0.834 | 18:27:16.414 | 96 | 49.235 | +0.947 | 19:22:47.081 |
| 183 | 50.133 | +2.248 | 20:35:52.472 | 31 | 48.942 | +0.654 | 18:28:05.356 | 97 | 51.267 | +2.979 | 19:23:38.348 |
| 184 | 49.409 | +1.524 | 20:36:41.881 | 32 | 48.871 | +0.583 | 18:28:54.227 | 98 | 50.033 | +1.745 | 19:24:28.381 |
| 185 | 49.269 | +1.384 | 20:37:31.150 | 33 | 49.342 | +1.054 | 18:29:43.569 | 99 | 48.764 | +0.476 | 19:25:17.145 |
| 186 | 49.305 | +1.420 | 20:38:20.455 | 34 | 1:32.040 | +43.752 | 18:31:15.609 | 100 | 49.094 | +0.806 | 19:26:06.239 |
| 187 | 49.067 | +1.182 | 20:39:09.522 | 35 | 56.526 | +8.238 | 18:32:12.135 | 101 | 49.069 | +0.781 | 19:26:55.308 |
| 188 | 50.107 | +2.222 | 20:39:59.629 | 36 | 48.936 | +0.648 | 18:33:01.071 | 102 | 49.041 | +0.753 | 19:27:44.349 |
| 189 | 49.374 | +1.489 | 20:40:49.003 | 37 | 48.853 | +0.565 | 18:33:49.924 | 103 | 49.073 | +0.785 | 19:28:33.422 |
| 190 | 49.672 | +1.787 | 20:41:38.675 | 38 | 48.974 | +0.686 | 18:34:38.898 | 104 | 49.181 | +0.893 | 19:29:22.603 |
| 191 | 49.348 | +1.463 | 20:42:28.023 | 39 | 49.030 | +0.742 | 18:35:27.928 | 105 | 49.395 | +1.107 | 19:30:11.998 |
| 192 | 49.171 | +1.286 | 20:43:17.194 | 40 | 48.915 | +0.627 | 18:36:16.843 | 106 | 49.151 | +0.863 | 19:31:01.149 |
| 193 | 49.619 | +1.734 | 20:44:06.813 | 41 | 48.953 | +0.665 | 18:37:05.796 | 107 | 49.166 | +0.878 | 19:31:50.315 |
| 194 | 49.673 | +1.788 | 20:44:56.486 | 42 | 48.717 | +0.429 | 18:37:54.513 | 108 | 49.263 | +0.975 | 19:32:39.578 |
| 195 | 49.558 | +1.673 | 20:45:46.044 | 43 | 49.282 | +0.994 | 18:38:43.795 | 109 | 1:18.612 | +30.324 | 19:33:58.190 |
| 196 | 49.568 | +1.683 | 20:46:35.612 | 44 | 48.772 | +0.484 | 18:39:32.567 | 110 | 1:50.750 | +1:02.462 | 19:35:48.940 |
| 197 | 49.059 | +1.174 | 20:47:24.671 | 45 | 49.359 | +1.071 | 18:40:21.926 | 111 | 49.362 | +1.074 | 19:36:38.302 |
| 198 | 49.807 | +1.922 | 20:48:14.478 | 46 | 48.584 | +0.296 | 18:41:10.510 | 112 | 49.990 | +1.702 | 19:37:28.292 |
| 199 | 51.385 | +3.500 | 20:49:05.863 | 47 | 48.635 | +0.347 | 18:41:59.145 | 113 | 49.327 | +1.039 | 19:38:17.619 |
| 200 | 50.129 | +2.244 | 20:49:55.992 | 48 | 48.762 | +0.474 | 18:42:47.907 | 114 | 49.384 | +1.096 | 19:39:07.003 |
| 201 | 49.472 | +1.587 | 20:50:45.464 | 49 | 48.687 | +0.399 | 18:43:36.594 | 115 | 49.069 | +0.781 | 19:39:56.072 |
| 202 | 50.616 | +2.731 | 20:51:36.080 | 50 | 48.767 | +0.479 | 18:44:25.361 | 116 | 48.959 | +0.671 | 19:40:45.031 |
| 203 | 49.509 | +1.624 | 20:52:25.589 | 51 | 48.982 | +0.694 | 18:45:14.343 | 117 | 49.103 | +0.815 | 19:41:34.134 |
| 204 | 50.048 | +2.163 | 20:53:15.637 | 52 | 48.869 | +0.581 | 18:46:03.212 | 118 | 48.999 | +0.711 | 19:42:23.133 |
| 205 | 49.198 | +1.313 | 20:54:04.835 | 53 | 48.956 | +0.668 | 18:46:52.168 | 119 | 50.124 | +1.836 | 19:43:13.257 |
| 206 | 49.039 | +1.154 | 20:54:53.874 | 54 | 49.885 | +1.597 | 18:47:42.053 | 120 | 49.151 | +0.863 | 19:44:02.408 |
| 207 | 49.527 | +1.642 | 20:55:43.401 | 55 | 48.692 | +0.404 | 18:48:30.745 | 121 | 49.229 | +0.941 | 19:44:51.637 |
| 208 | 49.511 | +1.626 | 20:56:32.912 | 56 | 48.931 | +0.643 | 18:49:19.676 | 122 | 49.089 | +0.801 | 19:45:40.726 |
| 209 | 49.331 | +1.446 | 20:57:22.243 | 57 | 48.875 | +0.587 | 18:50:08.551 | 123 | 49.556 | +1.268 | 19:46:30.282 |
| 210 | 49.153 | +1.268 | 20:58:11.396 | 58 | 49.060 | +0.772 | 18:50:57.611 | 124 | 49.524 | +1.236 | 19:47:19.806 |
| 211 | 49.609 | +1.724 | 20:59:01.005 | 59 | 48.755 | +0.467 | 18:51:46.366 | 125 | 48.965 | +0.677 | 19:48:08.771 |
| 212 | 49.385 | +1.500 | 20:59:50.390 | 60 | 48.712 | +0.424 | 18:52:35.078 | 126 | 48.809 | +0.521 | 19:48:57.580 |
| 213 | 48.881 | +0.996 | 21:00:39.271 | 61 | 48.294 | +0.006 | 18:53:23.372 | 127 | 49.233 | +0.945 | 19:49:46.813 |
| 214 | 49.618 | +1.733 | 21:01:28.889 | 62 | 50.312 | +2.024 | 18:54:13.684 | 128 | 48.850 | +0.562 | 19:50:35.663 |
| 215 | 49.085 | +1.200 | 21:02:17.974 | 63 | 49.018 | +0.730 | 18:55:02.702 | 129 | 49.161 | +0.873 | 19:51:24.824 |
| 216 | 49.569 | +1.684 | 21:03:07.543 | 64 | 48.721 | +0.433 | 18:55:51.423 | 130 | 49.212 | +0.924 | 19:52:14.036 |
| | | | | 65 | 48.834 | +0.546 | 18:56:40.257 | 131 | 49.005 | +0.717 | 19:53:03.041 |
| | | | | 66 | 48.774 | +0.486 | 18:57:29.031 | 132 | 49.088 | +0.800 | 19:53:52.129 |
| | | | | 67 | 48.684 | +0.396 | 18:58:17.715 | 133 | 49.309 | +1.021 | 19:54:41.438 |
| | | | | 68 | 48.966 | +0.678 | 18:59:06.681 | 134 | 49.209 | +0.921 | 19:55:30.647 |
| | | | | 69 | 48.612 | +0.324 | 18:59:55.293 | 135 | 49.052 | +0.764 | 19:56:19.699 |
| | | | | 70 | 49.060 | +0.772 | 19:00:44.353 | 136 | 49.199 | +0.911 | 19:57:08.898 |
| | | | | 71 | 48.351 | +0.063 | 19:01:32.704 | 137 | 49.031 | +0.743 | 19:57:57.929 |
| | | | | 72 | 49.051 | +0.763 | 19:02:21.755 | 138 | 48.871 | +0.583 | 19:58:46.800 |
| | | | | 73 | 1:22.210 | +33.922 | 19:03:43.965 | 139 | 48.935 | +0.647 | 19:59:35.735 |
| | | | | 74 | 58.967 | +10.679 | 19:04:42.932 | 140 | 49.155 | +0.867 | 20:00:24.890 |
| | | | | 75 | 50.121 | +1.833 | 19:05:33.053 | 141 | 1:27.661 | +39.373 | 20:01:52.551 |
| | | | | 76 | 49.830 | +1.542 | 19:06:22.883 | 142 | 58.911 | +10.623 | 20:02:51.462 |
| | | | | 77 | 49.715 | +1.427 | 19:07:12.598 | 143 | 48.712 | +0.424 | 20:03:40.174 |
| | | | | 78 | 49.089 | +0.801 | 19:08:01.687 | 144 | 49.827 | +1.539 | 20:04:30.001 |
| | | | | 79 | 49.109 | +0.821 | 19:08:50.796 | 145 | 48.628 | +0.340 | 20:05:18.629 |
| | | | | 80 | 48.625 | +0.337 | 19:09:39.421 | 146 | 48.630 | +0.342 | 20:06:07.259 |
| | | | | 81 | 49.018 | +0.730 | 19:10:28.439 | 147 | 48.826 | +0.538 | 20:06:56.085 |
| | | | | 82 | 49.230 | +0.942 | 19:11:17.669 | 148 | 48.735 | +0.447 | 20:07:44.820 |
| | | | | 83 | 49.091 | +0.803 | 19:12:06.760 | 149 | 48.638 | +0.350 | 20:08:33.458 |
| | | | | 84 | 49.781 | +1.493 | 19:12:56.541 | 150 | 48.771 | +0.483 | 20:09:22.229 |
| | | | | 85 | 49.939 | +1.651 | 19:13:46.480 | 151 | 49.267 | +0.979 | 20:10:11.496 |
| | | | | 86 | 49.518 | +1.230 | 19:14:35.998 | 152 | 48.679 | +0.391 | 20:11:00.175 |
| | | | | 87 | 48.953 | +0.665 | 19:15:24.951 | 153 | 48.757 | +0.469 | 20:11:48.932 |
| | | | | 88 | 48.833 | +0.545 | 19:16:13.784 | 154 | 48.547 | +0.259 | 20:12:37.479 |
| | | | | 89 | 49.138 | +0.850 | 19:17:02.922 | 155 | 48.457 | +0.169 | 20:13:25.936 |
| | | | | 90 | 49.172 | +0.884 | 19:17:52.094 | 156 | 48.605 | +0.317 | 20:14:14.541 |

(17) Grupo Intermolde

| Lap | Lap Tm | Diff | Time of Day |
|-----|--------|--------|--------------|
| 1 | 52.931 | +4.643 | 18:03:30.528 |
| 2 | 49.481 | +1.193 | 18:04:20.009 |
| 3 | 49.529 | +1.241 | 18:05:09.538 |
| 4 | 49.597 | +1.309 | 18:05:59.135 |
| 5 | 49.280 | +0.992 | 18:06:48.415 |
| 6 | 49.107 | +0.819 | 18:07:37.522 |
| 7 | 49.215 | +0.927 | 18:08:26.737 |
| 8 | 49.103 | +0.815 | 18:09:15.840 |
| 9 | 49.204 | +0.916 | 18:10:05.044 |
| 10 | 49.149 | +0.861 | 18:10:54.193 |
| 11 | 48.966 | +0.678 | 18:11:43.159 |
| 12 | 49.258 | +0.970 | 18:12:32.417 |
| 13 | 48.936 | +0.648 | 18:13:21.353 |
| 14 | 49.001 | +0.713 | 18:14:10.354 |
| 15 | 48.935 | +0.647 | 18:14:59.289 |
| 16 | 49.153 | +0.865 | 18:15:48.442 |
| 17 | 49.332 | +1.044 | 18:16:37.774 |
| 18 | 49.108 | +0.820 | 18:17:26.882 |
| 19 | 49.184 | +0.896 | 18:18:16.066 |
| 20 | 49.122 | +0.834 | 18:19:05.188 |
| 21 | 49.057 | +0.769 | 18:19:54.245 |
| 22 | 49.386 | +1.098 | 18:20:43.631 |
| 23 | 49.247 | +0.959 | 18:21:32.878 |
| 24 | 49.065 | +0.777 | 18:22:21.943 |

Trofeu Molde 2016 3º Prova

Hasco
Corrida
Race

Euroindy 0,910 Km
09-04-2016 17:08



| Lap | Lap Tm | Diff | Time of Day | Lap | Lap Tm | Diff | Time of Day | Lap | Lap Tm | Diff | Time of Day |
|-----|----------|---------|--------------|-----|----------|---------|--------------|-----|----------|---------|--------------|
| 157 | 48.809 | +0.521 | 20:15:03.350 | 6 | 48.511 | +0.331 | 18:07:34.492 | 72 | 51.026 | +2.846 | 19:02:41.925 |
| 158 | 48.565 | +0.277 | 20:15:51.915 | 7 | 48.626 | +0.446 | 18:08:23.118 | 73 | 49.510 | +1.330 | 19:03:31.435 |
| 159 | 48.721 | +0.433 | 20:16:40.636 | 8 | 48.561 | +0.381 | 18:09:11.679 | 74 | 56.129 | +7.949 | 19:04:27.564 |
| 160 | 48.413 | +0.125 | 20:17:29.049 | 9 | 48.301 | +0.121 | 18:09:59.980 | 75 | 50.684 | +2.504 | 19:05:18.248 |
| 161 | 48.746 | +0.458 | 20:18:17.795 | 10 | 48.518 | +0.338 | 18:10:48.498 | 76 | 1:23.357 | +35.177 | 19:06:41.605 |
| 162 | 48.634 | +0.346 | 20:19:06.429 | 11 | 48.180 | - | 18:11:36.678 | 77 | 1:42.625 | +54.445 | 19:08:24.230 |
| 163 | 48.288 | - | 20:19:54.717 | 12 | 48.379 | +0.199 | 18:12:25.057 | 78 | 49.363 | +1.183 | 19:09:13.593 |
| 164 | 48.552 | +0.264 | 20:20:43.269 | 13 | 48.528 | +0.348 | 18:13:13.585 | 79 | 49.400 | +1.220 | 19:10:02.993 |
| 165 | 48.827 | +0.539 | 20:21:32.096 | 14 | 48.498 | +0.318 | 18:14:02.083 | 80 | 50.365 | +2.185 | 19:10:53.358 |
| 166 | 48.752 | +0.464 | 20:22:20.848 | 15 | 48.196 | +0.016 | 18:14:50.279 | 81 | 50.193 | +2.013 | 19:11:43.551 |
| 167 | 48.892 | +0.604 | 20:23:09.740 | 16 | 48.424 | +0.244 | 18:15:38.703 | 82 | 49.797 | +1.617 | 19:12:33.348 |
| 168 | 49.994 | +1.706 | 20:23:59.734 | 17 | 48.328 | +0.148 | 18:16:27.031 | 83 | 49.459 | +1.279 | 19:13:22.807 |
| 169 | 49.357 | +1.069 | 20:24:49.091 | 18 | 48.554 | +0.374 | 18:17:15.585 | 84 | 49.303 | +1.123 | 19:14:12.110 |
| 170 | 49.021 | +0.733 | 20:25:38.112 | 19 | 48.804 | +0.624 | 18:18:04.389 | 85 | 49.208 | +1.028 | 19:15:01.318 |
| 171 | 50.116 | +1.828 | 20:26:28.228 | 20 | 48.443 | +0.263 | 18:18:52.832 | 86 | 49.757 | +1.577 | 19:15:51.075 |
| 172 | 48.821 | +0.533 | 20:27:17.049 | 21 | 48.556 | +0.376 | 18:19:41.388 | 87 | 49.696 | +1.516 | 19:16:40.771 |
| 173 | 48.773 | +0.485 | 20:28:05.822 | 22 | 48.688 | +0.508 | 18:20:30.076 | 88 | 50.024 | +1.844 | 19:17:30.795 |
| 174 | 48.489 | +0.201 | 20:28:54.311 | 23 | 49.053 | +0.873 | 18:21:19.129 | 89 | 50.039 | +1.859 | 19:18:20.834 |
| 175 | 48.874 | +0.586 | 20:29:43.185 | 24 | 48.457 | +0.277 | 18:22:07.586 | 90 | 49.711 | +1.531 | 19:19:10.545 |
| 176 | 48.979 | +0.691 | 20:30:32.164 | 25 | 48.360 | +0.180 | 18:22:55.946 | 91 | 49.492 | +1.312 | 19:20:00.037 |
| 177 | 48.594 | +0.306 | 20:31:20.758 | 26 | 50.798 | +2.618 | 18:23:46.744 | 92 | 49.867 | +1.687 | 19:20:49.904 |
| 178 | 48.736 | +0.448 | 20:32:09.494 | 27 | 49.847 | +1.667 | 18:24:36.591 | 93 | 50.155 | +1.975 | 19:21:40.059 |
| 179 | 49.280 | +0.992 | 20:32:58.774 | 28 | 48.703 | +0.523 | 18:25:25.294 | 94 | 49.468 | +1.288 | 19:22:29.527 |
| 180 | 1:20.353 | +32.065 | 20:34:19.127 | 29 | 48.638 | +0.458 | 18:26:13.932 | 95 | 50.075 | +1.895 | 19:23:19.602 |
| 181 | 1:00.915 | +12.627 | 20:35:20.042 | 30 | 48.495 | +0.315 | 18:27:02.427 | 96 | 49.564 | +1.384 | 19:24:09.166 |
| 182 | 49.390 | +1.102 | 20:36:09.432 | 31 | 48.785 | +0.605 | 18:27:51.212 | 97 | 49.701 | +1.521 | 19:24:58.867 |
| 183 | 49.761 | +1.473 | 20:36:59.193 | 32 | 48.773 | +0.593 | 18:28:39.985 | 98 | 49.705 | +1.525 | 19:25:48.572 |
| 184 | 49.224 | +0.936 | 20:37:48.417 | 33 | 48.798 | +0.618 | 18:29:28.783 | 99 | 50.045 | +1.865 | 19:26:38.617 |
| 185 | 49.223 | +0.935 | 20:38:37.640 | 34 | 48.605 | +0.425 | 18:30:17.388 | 100 | 49.932 | +1.752 | 19:27:28.549 |
| 186 | 49.267 | +0.979 | 20:39:26.907 | 35 | 48.710 | +0.530 | 18:31:06.098 | 101 | 49.883 | +1.703 | 19:28:18.432 |
| 187 | 49.309 | +1.021 | 20:40:16.216 | 36 | 48.904 | +0.724 | 18:31:55.002 | 102 | 50.328 | +2.148 | 19:29:08.760 |
| 188 | 49.283 | +0.995 | 20:41:05.499 | 37 | 48.727 | +0.547 | 18:32:43.729 | 103 | 49.319 | +1.139 | 19:29:58.079 |
| 189 | 49.383 | +1.095 | 20:41:54.882 | 38 | 1:14.435 | +26.255 | 18:33:58.164 | 104 | 49.183 | +1.003 | 19:30:47.262 |
| 190 | 49.239 | +0.951 | 20:42:44.121 | 39 | 1:00.364 | +12.184 | 18:34:58.528 | 105 | 49.507 | +1.327 | 19:31:36.769 |
| 191 | 49.521 | +1.233 | 20:43:33.642 | 40 | 50.224 | +2.044 | 18:35:48.752 | 106 | 49.815 | +1.635 | 19:32:26.584 |
| 192 | 49.114 | +0.826 | 20:44:22.756 | 41 | 50.999 | +2.819 | 18:36:39.751 | 107 | 49.861 | +1.681 | 19:33:16.445 |
| 193 | 49.477 | +1.189 | 20:45:12.233 | 42 | 50.226 | +2.046 | 18:37:29.977 | 108 | 49.526 | +1.346 | 19:34:05.971 |
| 194 | 49.275 | +0.987 | 20:46:01.508 | 43 | 49.713 | +1.533 | 18:38:19.690 | 109 | 50.010 | +1.830 | 19:34:55.981 |
| 195 | 49.361 | +1.073 | 20:46:50.869 | 44 | 50.979 | +2.799 | 18:39:10.669 | 110 | 1:16.434 | +28.254 | 19:36:12.415 |
| 196 | 49.470 | +1.182 | 20:47:40.339 | 45 | 50.370 | +2.190 | 18:40:01.039 | 111 | 56.410 | +8.230 | 19:37:08.825 |
| 197 | 49.393 | +1.105 | 20:48:29.732 | 46 | 50.374 | +2.194 | 18:40:51.413 | 112 | 48.821 | +0.641 | 19:37:57.646 |
| 198 | 49.602 | +1.314 | 20:49:19.334 | 47 | 49.161 | +0.981 | 18:41:40.574 | 113 | 48.825 | +0.645 | 19:38:46.471 |
| 199 | 49.404 | +1.116 | 20:50:08.738 | 48 | 49.188 | +1.008 | 18:42:29.762 | 114 | 48.988 | +0.808 | 19:39:35.459 |
| 200 | 49.146 | +0.858 | 20:50:57.884 | 49 | 49.473 | +1.293 | 18:43:19.235 | 115 | 48.744 | +0.564 | 19:40:24.203 |
| 201 | 49.214 | +0.926 | 20:51:47.098 | 50 | 49.104 | +0.924 | 18:44:08.339 | 116 | 49.220 | +1.040 | 19:41:13.423 |
| 202 | 49.032 | +0.744 | 20:52:36.130 | 51 | 49.994 | +1.814 | 18:44:58.333 | 117 | 48.984 | +0.804 | 19:42:02.407 |
| 203 | 49.393 | +1.105 | 20:53:25.253 | 52 | 50.926 | +2.746 | 18:45:49.259 | 118 | 49.027 | +0.847 | 19:42:51.434 |
| 204 | 50.640 | +2.352 | 20:54:16.163 | 53 | 51.058 | +2.878 | 18:46:40.317 | 119 | 49.919 | +0.739 | 19:43:40.353 |
| 205 | 49.029 | +0.741 | 20:55:05.192 | 54 | 49.618 | +1.438 | 18:47:29.935 | 120 | 49.091 | +0.911 | 19:44:29.444 |
| 206 | 49.103 | +0.815 | 20:55:54.295 | 55 | 49.674 | +1.494 | 18:48:19.609 | 121 | 49.187 | +1.007 | 19:45:18.631 |
| 207 | 50.327 | +2.039 | 20:56:44.622 | 56 | 50.370 | +2.190 | 18:49:09.979 | 122 | 49.656 | +1.476 | 19:46:08.287 |
| 208 | 49.230 | +0.942 | 20:57:33.852 | 57 | 50.594 | +2.414 | 18:50:00.573 | 123 | 48.889 | +0.709 | 19:46:57.176 |
| 209 | 48.943 | +0.655 | 20:58:22.795 | 58 | 50.020 | +1.840 | 18:50:50.593 | 124 | 49.117 | +0.937 | 19:47:46.293 |
| 210 | 49.003 | +0.715 | 20:59:11.798 | 59 | 50.848 | +2.668 | 18:51:41.441 | 125 | 49.185 | +1.005 | 19:48:35.478 |
| 211 | 49.336 | +1.048 | 21:00:01.134 | 60 | 50.540 | +2.360 | 18:52:31.981 | 126 | 49.126 | +0.946 | 19:49:24.604 |
| 212 | 50.724 | +2.436 | 21:00:51.858 | 61 | 50.964 | +2.784 | 18:53:22.945 | 127 | 49.129 | +0.949 | 19:50:13.733 |
| 213 | 49.506 | +1.218 | 21:01:41.364 | 62 | 50.738 | +2.558 | 18:54:13.683 | 128 | 49.371 | +1.191 | 19:51:03.104 |
| 214 | 49.088 | +0.800 | 21:02:30.452 | 63 | 50.665 | +2.485 | 18:55:04.348 | 129 | 49.088 | +0.908 | 19:51:52.192 |
| 215 | 49.163 | +0.875 | 21:03:19.615 | 64 | 50.440 | +2.260 | 18:55:54.788 | 130 | 48.953 | +0.773 | 19:52:41.145 |
| | | | | 65 | 50.703 | +2.523 | 18:56:45.491 | 131 | 48.912 | +0.732 | 19:53:30.057 |
| | | | | 66 | 50.504 | +2.324 | 18:57:35.995 | 132 | 48.758 | +0.578 | 19:54:18.815 |
| | | | | 67 | 51.482 | +3.302 | 18:58:27.477 | 133 | 49.325 | +1.145 | 19:55:08.140 |
| | | | | 68 | 51.035 | +2.855 | 18:59:18.512 | 134 | 49.339 | +1.159 | 19:55:57.479 |
| | | | | 69 | 51.597 | +3.417 | 19:00:10.109 | 135 | 49.140 | +0.960 | 19:56:46.619 |
| | | | | 70 | 50.531 | +2.351 | 19:01:00.640 | 136 | 49.172 | +0.992 | 19:57:35.791 |
| | | | | 71 | 50.259 | +2.079 | 19:01:50.899 | 137 | 49.289 | +1.109 | 19:58:25.080 |

(23) GSTS Engineering, Lda

| | | | |
|---|--------|--------|--------------|
| 1 | 52.529 | +4.349 | 18:03:29.134 |
| 2 | 49.194 | +1.014 | 18:04:18.328 |
| 3 | 48.712 | +0.532 | 18:05:07.040 |
| 4 | 48.474 | +0.294 | 18:05:55.514 |
| 5 | 50.467 | +2.287 | 18:06:45.981 |

Trofeu Molde 2016 3º Prova

Hasco
Corrida
Race

Euroindy 0,910 Km
09-04-2016 17:08



| Lap | Lap Tm | Diff | Time of Day |
|-----|----------|---------|--------------|
| 138 | 49.399 | +1.219 | 19:59:14.479 |
| 139 | 49.025 | +0.845 | 20:00:03.504 |
| 140 | 49.007 | +0.827 | 20:00:52.511 |
| 141 | 48.840 | +0.660 | 20:01:41.351 |
| 142 | 49.215 | +1.035 | 20:02:30.566 |
| 143 | 48.990 | +0.810 | 20:03:19.556 |
| 144 | 48.896 | +0.716 | 20:04:08.452 |
| 145 | 49.061 | +0.881 | 20:04:57.513 |
| 146 | 49.822 | +1.642 | 20:05:47.335 |
| 147 | 49.421 | +1.241 | 20:06:36.756 |
| 148 | 49.377 | +1.197 | 20:07:26.133 |
| 149 | 1:14.379 | +26.199 | 20:08:40.512 |
| 150 | 58.818 | +10.638 | 20:09:39.330 |
| 151 | 50.272 | +2.092 | 20:10:29.602 |
| 152 | 49.734 | +1.554 | 20:11:19.336 |
| 153 | 49.391 | +1.211 | 20:12:08.727 |
| 154 | 49.071 | +0.891 | 20:12:57.798 |
| 155 | 1:01.153 | +12.973 | 20:13:58.951 |
| 156 | 50.442 | +2.262 | 20:14:49.393 |
| 157 | 50.155 | +1.975 | 20:15:39.548 |
| 158 | 50.536 | +2.356 | 20:16:30.084 |
| 159 | 50.328 | +2.148 | 20:17:20.412 |
| 160 | 50.176 | +1.996 | 20:18:10.588 |
| 161 | 50.224 | +2.044 | 20:19:00.812 |
| 162 | 50.065 | +1.885 | 20:19:50.877 |
| 163 | 49.540 | +1.360 | 20:20:40.417 |
| 164 | 49.363 | +1.183 | 20:21:29.780 |
| 165 | 50.060 | +1.880 | 20:22:19.840 |
| 166 | 49.482 | +1.302 | 20:23:09.322 |
| 167 | 51.373 | +3.193 | 20:24:00.695 |
| 168 | 50.314 | +2.134 | 20:24:51.009 |
| 169 | 49.890 | +1.710 | 20:25:40.899 |
| 170 | 49.792 | +1.612 | 20:26:30.691 |
| 171 | 50.025 | +1.845 | 20:27:20.716 |
| 172 | 49.816 | +1.636 | 20:28:10.532 |
| 173 | 49.870 | +1.690 | 20:29:00.402 |
| 174 | 50.197 | +2.017 | 20:29:50.599 |
| 175 | 50.023 | +1.843 | 20:30:40.622 |
| 176 | 1:19.531 | +31.351 | 20:32:00.153 |
| 177 | 1:00.400 | +12.220 | 20:33:00.553 |
| 178 | 50.466 | +2.286 | 20:33:51.019 |
| 179 | 49.419 | +1.239 | 20:34:40.438 |
| 180 | 50.500 | +2.320 | 20:35:30.938 |
| 181 | 50.473 | +2.293 | 20:36:21.411 |
| 182 | 50.466 | +2.286 | 20:37:11.877 |
| 183 | 50.174 | +1.994 | 20:38:02.051 |
| 184 | 50.453 | +2.273 | 20:38:52.504 |
| 185 | 50.616 | +2.436 | 20:39:43.120 |
| 186 | 51.327 | +3.147 | 20:40:34.447 |
| 187 | 50.920 | +2.740 | 20:41:25.367 |
| 188 | 51.019 | +2.839 | 20:42:16.386 |
| 189 | 55.884 | +7.704 | 20:43:12.270 |
| 190 | 50.087 | +1.907 | 20:44:02.357 |
| 191 | 49.651 | +1.471 | 20:44:52.008 |
| 192 | 49.895 | +1.715 | 20:45:41.903 |
| 193 | 50.825 | +2.645 | 20:46:32.728 |
| 194 | 50.226 | +2.046 | 20:47:22.954 |
| 195 | 50.384 | +2.204 | 20:48:13.338 |
| 196 | 50.408 | +2.228 | 20:49:03.746 |
| 197 | 50.643 | +2.463 | 20:49:54.389 |
| 198 | 50.864 | +2.684 | 20:50:45.253 |
| 199 | 52.015 | +3.835 | 20:51:37.268 |
| 200 | 49.630 | +1.450 | 20:52:26.898 |
| 201 | 51.188 | +3.008 | 20:53:18.086 |
| 202 | 50.591 | +2.411 | 20:54:08.677 |
| 203 | 50.450 | +2.270 | 20:54:59.127 |


| Lap | Lap Tm | Diff | Time of Day |
|------------------------------|----------|---------|--------------|
| 204 | 50.026 | +1.846 | 20:55:49.153 |
| 205 | 50.283 | +2.103 | 20:56:39.436 |
| 206 | 50.211 | +2.031 | 20:57:29.647 |
| 207 | 50.652 | +2.472 | 20:58:20.299 |
| 208 | 50.079 | +1.899 | 20:59:10.378 |
| 209 | 50.368 | +2.188 | 21:00:00.746 |
| 210 | 50.894 | +2.714 | 21:00:51.640 |
| 211 | 50.789 | +2.609 | 21:01:42.429 |
| 212 | 50.176 | +1.996 | 21:02:32.605 |
| 213 | 49.726 | +1.546 | 21:03:22.331 |
| (24) Paerlmaster, Lda | | | |
| 1 | 59.231 | +10.991 | 18:03:36.066 |
| 2 | 50.684 | +2.444 | 18:04:26.750 |
| 3 | 50.239 | +1.999 | 18:05:16.989 |
| 4 | 50.115 | +1.875 | 18:06:07.104 |
| 5 | 50.111 | +1.871 | 18:06:57.215 |
| 6 | 49.989 | +1.749 | 18:07:47.204 |
| 7 | 50.629 | +2.389 | 18:08:37.833 |
| 8 | 50.347 | +2.107 | 18:09:28.180 |
| 9 | 49.974 | +1.734 | 18:10:18.154 |
| 10 | 49.723 | +1.483 | 18:11:07.877 |
| 11 | 49.749 | +1.509 | 18:11:57.626 |
| 12 | 50.020 | +1.780 | 18:12:47.646 |
| 13 | 50.631 | +2.391 | 18:13:38.277 |
| 14 | 49.542 | +1.302 | 18:14:27.819 |
| 15 | 50.010 | +1.770 | 18:15:17.829 |
| 16 | 50.248 | +2.008 | 18:16:08.077 |
| 17 | 49.461 | +1.221 | 18:16:57.538 |
| 18 | 49.791 | +1.551 | 18:17:47.329 |
| 19 | 49.910 | +1.670 | 18:18:37.239 |
| 20 | 49.820 | +1.580 | 18:19:27.059 |
| 21 | 50.191 | +1.951 | 18:20:17.250 |
| 22 | 50.214 | +1.974 | 18:21:07.464 |
| 23 | 50.856 | +2.616 | 18:21:58.320 |
| 24 | 49.457 | +1.217 | 18:22:47.777 |
| 25 | 50.448 | +2.208 | 18:23:38.225 |
| 26 | 49.743 | +1.503 | 18:24:27.968 |
| 27 | 49.852 | +1.612 | 18:25:17.820 |
| 28 | 50.343 | +2.103 | 18:26:08.163 |
| 29 | 1:20.234 | +31.994 | 18:27:28.397 |
| 30 | 1:03.151 | +14.911 | 18:28:31.548 |
| 31 | 49.424 | +1.184 | 18:29:20.972 |
| 32 | 49.913 | +1.673 | 18:30:10.885 |
| 33 | 49.789 | +1.549 | 18:31:00.674 |
| 34 | 49.768 | +1.528 | 18:31:50.442 |
| 35 | 49.498 | +1.258 | 18:32:39.940 |
| 36 | 49.332 | +1.092 | 18:33:29.272 |
| 37 | 49.694 | +1.454 | 18:34:18.966 |
| 38 | 49.425 | +1.185 | 18:35:08.391 |
| 39 | 48.852 | +0.612 | 18:35:57.243 |
| 40 | 48.759 | +0.519 | 18:36:46.002 |
| 41 | 49.161 | +0.921 | 18:37:35.163 |
| 42 | 49.020 | +0.780 | 18:38:24.183 |
| 43 | 48.828 | +0.588 | 18:39:13.011 |
| 44 | 48.755 | +0.515 | 18:40:01.766 |
| 45 | 49.212 | +0.972 | 18:40:50.978 |
| 46 | 48.973 | +0.733 | 18:41:39.951 |
| 47 | 49.196 | +0.956 | 18:42:29.147 |
| 48 | 49.195 | +0.955 | 18:43:18.342 |
| 49 | 48.798 | +0.558 | 18:44:07.140 |
| 50 | 49.354 | +1.114 | 18:44:56.944 |
| 51 | 49.037 | +0.797 | 18:45:45.531 |
| 52 | 1:23.446 | +35.206 | 18:47:08.977 |
| 53 | 1:01.648 | +13.408 | 18:48:10.625 |
| 54 | 49.490 | +1.250 | 18:49:00.115 |

| Lap | Lap Tm | Diff | Time of Day |
|-----|----------|---------|--------------|
| 55 | 49.415 | +1.175 | 18:49:49.530 |
| 56 | 49.446 | +1.206 | 18:50:38.976 |
| 57 | 49.779 | +1.539 | 18:51:28.755 |
| 58 | 49.575 | +1.335 | 18:52:18.330 |
| 59 | 49.317 | +1.077 | 18:53:07.647 |
| 60 | 48.616 | +0.376 | 18:53:56.263 |
| 61 | 48.700 | +0.460 | 18:54:44.963 |
| 62 | 48.630 | +0.390 | 18:55:33.593 |
| 63 | 48.563 | +0.323 | 18:56:22.156 |
| 64 | 48.240 | - | 18:57:10.396 |
| 65 | 49.493 | +1.253 | 18:57:59.889 |
| 66 | 49.867 | +1.627 | 18:58:49.756 |
| 67 | 48.876 | +0.636 | 18:59:38.632 |
| 68 | 48.472 | +0.232 | 19:00:27.104 |
| 69 | 48.780 | +0.540 | 19:01:15.884 |
| 70 | 48.537 | +0.297 | 19:02:04.421 |
| 71 | 48.523 | +0.283 | 19:02:52.944 |
| 72 | 48.652 | +0.412 | 19:03:41.596 |
| 73 | 48.388 | +0.148 | 19:04:29.984 |
| 74 | 48.683 | +0.443 | 19:05:18.667 |
| 75 | 50.306 | +2.066 | 19:06:08.973 |
| 76 | 48.984 | +0.744 | 19:06:57.957 |
| 77 | 48.904 | +0.664 | 19:07:46.861 |
| 78 | 48.687 | +0.447 | 19:08:35.548 |
| 79 | 48.990 | +0.750 | 19:09:24.538 |
| 80 | 1:20.758 | +32.518 | 19:10:45.296 |
| 81 | 1:46.441 | +58.201 | 19:12:31.737 |
| 82 | 52.135 | +3.895 | 19:13:23.872 |
| 83 | 50.222 | +1.982 | 19:14:14.094 |
| 84 | 50.376 | +2.136 | 19:15:04.470 |
| 85 | 50.518 | +2.278 | 19:15:54.988 |
| 86 | 50.209 | +1.969 | 19:16:45.197 |
| 87 | 50.909 | +2.669 | 19:17:36.106 |
| 88 | 1:16.491 | +28.251 | 19:18:52.597 |
| 89 | 51.241 | +3.001 | 19:19:43.838 |
| 90 | 50.236 | +1.996 | 19:20:34.074 |
| 91 | 50.408 | +2.168 | 19:21:24.482 |
| 92 | 52.509 | +4.269 | 19:22:16.991 |
| 93 | 49.872 | +1.632 | 19:23:06.863 |
| 94 | 49.930 | +1.690 | 19:23:56.793 |
| 95 | 50.198 | +1.958 | 19:24:46.991 |
| 96 | 49.909 | +1.669 | 19:25:36.900 |
| 97 | 50.965 | +2.725 | 19:26:27.865 |
| 98 | 50.305 | +2.065 | 19:27:18.170 |
| 99 | 50.390 | +2.150 | 19:28:08.560 |
| 100 | 50.492 | +2.252 | 19:28:59.052 |
| 101 | 50.076 | +1.836 | 19:29:49.128 |
| 102 | 50.329 | +2.089 | 19:30:39.457 |
| 103 | 51.833 | +3.593 | 19:31:31.290 |
| 104 | 1:25.483 | +37.243 | 19:32:56.773 |
| 105 | 1:03.949 | +15.709 | 19:34:00.722 |
| 106 | 49.082 | +0.842 | 19:34:49.804 |
| 107 | 49.540 | +1.300 | 19:35:39.344 |
| 108 | 49.384 | +1.144 | 19:36:28.728 |
| 109 | 48.824 | +0.584 | 19:37:17.552 |
| 110 | 48.881 | +0.641 | 19:38:06.433 |
| 111 | 49.048 | +0.808 | 19:38:55.481 |
| 112 | 49.380 | +1.140 | 19:39:44.861 |
| 113 | 49.490 | +1.250 | 19:40:34.351 |
| 114 | 49.080 | +0.840 | 19:41:23.431 |
| 115 | 49.212 | +0.972 | 19:42:12.643 |
| 116 | 48.974 | +0.734 | 19:43:01.617 |
| 117 | 48.702 | +0.462 | 19:43:50.319 |
| 118 | 48.886 | +0.646 | 19:44:39.205 |
| 119 | 48.969 | +0.729 | 19:45:28.174 |
| 120 | 49.285 | +1.045 | 19:46:17.459 |

Trofeu Molde 2016 3º Prova

Hasco
Corrida
Race

Euroindy 0,910 Km
09-04-2016 17:08



| Lap | Lap Tm | Diff | Time of Day | Lap | Lap Tm | Diff | Time of Day | Lap | Lap Tm | Diff | Time of Day |
|-----|----------|---------|--------------|-----------------|----------|-----------|--------------|-----|----------|---------|--------------|
| 121 | 48.773 | +0.533 | 19:47:06.232 | 187 | 49.052 | +0.812 | 20:44:00.544 | 42 | 49.440 | +0.998 | 18:39:54.206 |
| 122 | 49.227 | +0.987 | 19:47:55.459 | 188 | 49.215 | +0.975 | 20:44:49.759 | 43 | 49.031 | +0.589 | 18:40:43.237 |
| 123 | 49.048 | +0.808 | 19:48:44.507 | 189 | 49.146 | +0.906 | 20:45:38.905 | 44 | 48.893 | +0.451 | 18:41:32.130 |
| 124 | 49.106 | +0.866 | 19:49:33.613 | 190 | 49.202 | +0.962 | 20:46:28.107 | 45 | 49.677 | +1.235 | 18:42:21.807 |
| 125 | 48.876 | +0.636 | 19:50:22.489 | 191 | 49.153 | +0.913 | 20:47:17.260 | 46 | 1:00.639 | +12.197 | 18:43:22.446 |
| 126 | 48.846 | +0.606 | 19:51:11.335 | 192 | 1:15.209 | +26.969 | 20:48:32.469 | 47 | 50.254 | +1.812 | 18:44:12.700 |
| 127 | 48.926 | +0.686 | 19:52:00.261 | 193 | 1:09.335 | +21.095 | 20:49:41.804 | 48 | 49.640 | +1.198 | 18:45:02.340 |
| 128 | 49.173 | +0.933 | 19:52:49.434 | 194 | 51.832 | +3.592 | 20:50:33.636 | 49 | 48.619 | +0.177 | 18:45:50.959 |
| 129 | 49.033 | +0.793 | 19:53:38.467 | 195 | 52.444 | +4.204 | 20:51:26.800 | 50 | 49.333 | +0.891 | 18:46:40.292 |
| 130 | 1:22.516 | +34.276 | 19:55:00.983 | 196 | 52.025 | +3.785 | 20:52:18.105 | 51 | 48.872 | +0.430 | 18:47:29.164 |
| 131 | 1:05.762 | +17.522 | 19:56:06.745 | 197 | 52.472 | +4.232 | 20:53:10.577 | 52 | 49.245 | +0.803 | 18:48:18.409 |
| 132 | 49.019 | +0.779 | 19:56:55.764 | 198 | 54.123 | +5.883 | 20:54:04.700 | 53 | 49.123 | +0.681 | 18:49:07.532 |
| 133 | 50.335 | +2.095 | 19:57:46.099 | 199 | 54.283 | +6.043 | 20:54:58.983 | 54 | 48.919 | +0.477 | 18:49:56.451 |
| 134 | 48.905 | +0.665 | 19:58:35.004 | 200 | 53.916 | +5.676 | 20:55:52.899 | 55 | 49.710 | +1.268 | 18:50:46.161 |
| 135 | 49.383 | +1.143 | 19:59:24.387 | 201 | 55.877 | +7.637 | 20:56:48.776 | 56 | 48.862 | +0.420 | 18:51:35.023 |
| 136 | 48.822 | +0.582 | 20:00:13.209 | 202 | 52.817 | +4.577 | 20:57:41.593 | 57 | 49.208 | +0.766 | 18:52:24.231 |
| 137 | 48.942 | +0.702 | 20:01:02.151 | 203 | 52.642 | +4.402 | 20:58:34.235 | 58 | 48.442 | - | 18:53:12.673 |
| 138 | 49.203 | +0.963 | 20:01:51.354 | 204 | 51.963 | +3.723 | 20:59:26.198 | 59 | 48.885 | +0.443 | 18:54:01.558 |
| 139 | 49.497 | +1.257 | 20:02:40.851 | 205 | 52.967 | +4.727 | 21:00:19.165 | 60 | 48.642 | +0.200 | 18:54:50.200 |
| 140 | 49.270 | +1.030 | 20:03:30.121 | 206 | 52.355 | +4.115 | 21:01:11.520 | 61 | 48.646 | +0.204 | 18:55:38.846 |
| 141 | 50.760 | +2.520 | 20:04:20.881 | 207 | 53.353 | +5.113 | 21:02:04.873 | 62 | 49.080 | +0.638 | 18:56:27.926 |
| 142 | 49.437 | +1.197 | 20:05:10.318 | 208 | 54.099 | +5.859 | 21:02:58.972 | 63 | 49.011 | +0.569 | 18:57:16.937 |
| 143 | 48.645 | +0.405 | 20:05:58.963 | 209 | 52.634 | +4.394 | 21:03:51.606 | 64 | 48.475 | +0.033 | 18:58:05.412 |
| 144 | 48.866 | +0.626 | 20:06:47.829 | | | | | 65 | 48.716 | +0.274 | 18:58:54.128 |
| 145 | 48.562 | +0.322 | 20:07:36.391 | | | | | 66 | 48.857 | +0.415 | 18:59:42.985 |
| 146 | 49.213 | +0.973 | 20:08:25.604 | (26) Tecnijusta | | | | 67 | 50.535 | +2.093 | 19:00:33.520 |
| 147 | 48.587 | +0.347 | 20:09:14.191 | 1 | 57.065 | +8.623 | 18:03:35.013 | 68 | 49.239 | +0.797 | 19:01:22.759 |
| 148 | 48.604 | +0.364 | 20:10:02.795 | 2 | 50.374 | +1.932 | 18:04:25.387 | 69 | 1:22.623 | +34.181 | 19:02:45.382 |
| 149 | 48.725 | +0.485 | 20:10:51.520 | 3 | 50.242 | +1.800 | 18:05:15.629 | 70 | 1:01.538 | +13.096 | 19:03:46.920 |
| 150 | 50.602 | +2.362 | 20:11:42.122 | 4 | 50.424 | +1.982 | 18:06:06.053 | 71 | 50.953 | +2.511 | 19:04:37.873 |
| 151 | 50.270 | +2.030 | 20:12:32.392 | 5 | 50.195 | +1.753 | 18:06:56.248 | 72 | 50.733 | +2.291 | 19:05:28.606 |
| 152 | 50.143 | +1.903 | 20:13:22.535 | 6 | 50.796 | +2.354 | 18:07:47.044 | 73 | 50.170 | +1.728 | 19:06:18.776 |
| 153 | 49.633 | +1.393 | 20:14:12.168 | 7 | 55.071 | +6.629 | 18:08:42.115 | 74 | 49.856 | +1.414 | 19:07:08.632 |
| 154 | 48.660 | +0.420 | 20:15:00.828 | 8 | 51.073 | +2.631 | 18:09:33.188 | 75 | 50.042 | +1.600 | 19:07:58.674 |
| 155 | 49.030 | +0.790 | 20:15:49.858 | 9 | 49.892 | +1.450 | 18:10:23.080 | 76 | 49.819 | +1.377 | 19:08:48.493 |
| 156 | 48.946 | +0.706 | 20:16:38.804 | 10 | 49.724 | +1.282 | 18:11:12.804 | 77 | 49.419 | +0.977 | 19:09:37.912 |
| 157 | 48.943 | +0.703 | 20:17:27.747 | 11 | 49.571 | +1.129 | 18:12:02.375 | 78 | 49.302 | +0.860 | 19:10:27.214 |
| 158 | 48.878 | +0.638 | 20:18:16.625 | 12 | 49.305 | +0.863 | 18:12:51.680 | 79 | 49.461 | +1.019 | 19:11:16.675 |
| 159 | 50.327 | +2.087 | 20:19:06.952 | 13 | 49.582 | +1.140 | 18:13:41.262 | 80 | 49.850 | +1.408 | 19:12:06.525 |
| 160 | 1:19.977 | +31.737 | 20:20:26.929 | 14 | 49.857 | +1.415 | 18:14:31.119 | 81 | 49.882 | +1.440 | 19:12:56.407 |
| 161 | 1:01.495 | +13.255 | 20:21:28.424 | 15 | 50.403 | +1.961 | 18:15:21.522 | 82 | 49.779 | +1.337 | 19:13:46.186 |
| 162 | 49.877 | +1.637 | 20:22:18.301 | 16 | 49.585 | +1.143 | 18:16:11.107 | 83 | 50.781 | +2.339 | 19:14:36.967 |
| 163 | 50.733 | +2.493 | 20:23:09.034 | 17 | 49.500 | +1.058 | 18:17:00.607 | 84 | 49.155 | +0.713 | 19:15:26.122 |
| 164 | 53.080 | +4.840 | 20:24:02.114 | 18 | 49.939 | +1.497 | 18:17:50.546 | 85 | 49.243 | +0.801 | 19:16:15.365 |
| 165 | 49.977 | +1.737 | 20:24:52.091 | 19 | 50.167 | +1.725 | 18:18:40.713 | 86 | 49.689 | +1.247 | 19:17:05.054 |
| 166 | 49.890 | +1.650 | 20:25:41.981 | 20 | 50.055 | +1.613 | 18:19:30.768 | 87 | 49.516 | +1.074 | 19:17:54.570 |
| 167 | 49.689 | +1.449 | 20:26:31.670 | 21 | 50.486 | +2.044 | 18:20:21.254 | 88 | 49.017 | +0.575 | 19:18:43.587 |
| 168 | 49.545 | +1.305 | 20:27:21.215 | 22 | 49.720 | +1.278 | 18:21:10.974 | 89 | 1:07.471 | +19.029 | 19:19:51.058 |
| 169 | 49.611 | +1.371 | 20:28:10.826 | 23 | 49.690 | +1.248 | 18:22:00.664 | 90 | 50.317 | +1.875 | 19:20:41.375 |
| 170 | 50.716 | +2.476 | 20:29:01.542 | 24 | 54.271 | +5.829 | 18:22:54.935 | 91 | 49.579 | +1.137 | 19:21:30.954 |
| 171 | 49.528 | +1.288 | 20:29:51.070 | 25 | 51.489 | +3.047 | 18:23:46.424 | 92 | 49.607 | +1.165 | 19:22:20.561 |
| 172 | 49.954 | +1.714 | 20:30:41.024 | 26 | 50.956 | +2.514 | 18:24:37.380 | 93 | 49.529 | +1.087 | 19:23:10.090 |
| 173 | 49.793 | +1.553 | 20:31:30.817 | 27 | 2:10.111 | +1:21.669 | 18:26:47.491 | 94 | 49.385 | +0.943 | 19:23:59.475 |
| 174 | 55.860 | +7.620 | 20:32:26.677 | 28 | 51.399 | +2.957 | 18:27:38.890 | 95 | 49.260 | +0.818 | 19:24:48.735 |
| 175 | 50.098 | +1.858 | 20:33:16.775 | 29 | 50.114 | +1.672 | 18:28:29.004 | 96 | 48.882 | +0.440 | 19:25:37.617 |
| 176 | 49.409 | +1.169 | 20:34:06.184 | 30 | 49.623 | +1.181 | 18:29:18.627 | 97 | 50.796 | +2.354 | 19:26:28.413 |
| 177 | 50.244 | +2.004 | 20:34:56.428 | 31 | 1:23.886 | +35.444 | 18:30:42.513 | 98 | 50.055 | +1.613 | 19:27:18.468 |
| 178 | 50.038 | +1.798 | 20:35:46.466 | 32 | 56.739 | +8.297 | 18:31:39.252 | 99 | 49.462 | +1.020 | 19:28:07.930 |
| 179 | 49.756 | +1.516 | 20:36:36.222 | 33 | 49.833 | +1.391 | 18:32:29.085 | 100 | 49.432 | +0.990 | 19:28:57.362 |
| 180 | 49.466 | +1.226 | 20:37:25.688 | 34 | 49.364 | +0.922 | 18:33:18.449 | 101 | 49.453 | +1.011 | 19:29:46.815 |
| 181 | 49.816 | +1.576 | 20:38:15.504 | 35 | 49.295 | +0.853 | 18:34:07.744 | 102 | 49.113 | +0.671 | 19:30:35.928 |
| 182 | 1:23.321 | +35.081 | 20:39:38.825 | 36 | 50.302 | +1.860 | 18:34:58.046 | 103 | 49.079 | +0.637 | 19:31:25.007 |
| 183 | 1:04.303 | +16.063 | 20:40:43.128 | 37 | 49.640 | +1.198 | 18:35:47.686 | 104 | 49.283 | +0.283 | 19:32:14.290 |
| 184 | 49.962 | +1.722 | 20:41:33.090 | 38 | 49.231 | +0.789 | 18:36:36.917 | 105 | 49.254 | +0.812 | 19:33:03.544 |
| 185 | 49.149 | +0.909 | 20:42:22.239 | 39 | 49.439 | +0.997 | 18:37:26.356 | 106 | 48.983 | +0.541 | 19:33:52.527 |
| 186 | 49.253 | +1.013 | 20:43:11.492 | 40 | 49.261 | +0.819 | 18:38:15.617 | 107 | 49.288 | +0.846 | 19:34:41.815 |
| | | | | 41 | 49.149 | +0.707 | 18:39:04.766 | | | | |

Trofeu Molde 2016 3º Prova

Hasco
Corrida
Race

Euroindy 0,910 Km
09-04-2016 17:08




| Lap | Lap Tm | Diff | Time of Day | Lap | Lap Tm | Diff | Time of Day | Lap | Lap Tm | Diff | Time of Day |
|-----|----------|-----------|--------------|-----------------|----------|-----------|--------------|-----|----------|---------|--------------|
| 108 | 49.894 | +1.452 | 19:35:31.709 | 174 | 48.986 | +0.544 | 20:35:05.397 | 31 | 53.378 | +3.868 | 18:32:34.225 |
| 109 | 1:14.064 | +25.622 | 19:36:45.773 | 175 | 48.910 | +0.468 | 20:35:54.307 | 32 | 53.163 | +3.653 | 18:33:27.388 |
| 110 | 2:07.307 | +1:18.865 | 19:38:53.080 | 176 | 49.255 | +0.813 | 20:36:43.562 | 33 | 54.171 | +4.661 | 18:34:21.559 |
| 111 | 51.424 | +2.982 | 19:39:44.504 | 177 | 49.594 | +1.152 | 20:37:33.156 | 34 | 54.105 | +4.595 | 18:35:15.664 |
| 112 | 51.290 | +2.848 | 19:40:35.794 | 178 | 50.272 | +1.830 | 20:38:23.428 | 35 | 52.362 | +2.852 | 18:36:08.026 |
| 113 | 50.459 | +2.017 | 19:41:26.253 | 179 | 50.135 | +1.693 | 20:39:13.563 | 36 | 52.677 | +3.167 | 18:37:00.703 |
| 114 | 51.397 | +2.955 | 19:42:17.650 | 180 | 48.723 | +0.281 | 20:40:02.286 | 37 | 52.537 | +3.027 | 18:37:53.240 |
| 115 | 50.844 | +2.402 | 19:43:08.494 | 181 | 48.807 | +0.365 | 20:40:51.093 | 38 | 52.850 | +3.340 | 18:38:46.090 |
| 116 | 50.485 | +2.043 | 19:43:58.979 | 182 | 49.200 | +0.758 | 20:41:40.293 | 39 | 52.674 | +3.164 | 18:39:38.764 |
| 117 | 50.425 | +1.983 | 19:44:49.404 | 183 | 49.034 | +0.592 | 20:42:29.327 | 40 | 53.811 | +4.301 | 18:40:32.575 |
| 118 | 50.648 | +2.206 | 19:45:40.052 | 184 | 48.624 | +0.182 | 20:43:17.951 | 41 | 52.726 | +3.216 | 18:41:25.301 |
| 119 | 50.004 | +1.562 | 19:46:30.056 | 185 | 49.594 | +1.152 | 20:44:07.545 | 42 | 59.441 | +9.931 | 18:42:24.742 |
| 120 | 50.319 | +1.877 | 19:47:20.375 | 186 | 55.202 | +6.760 | 20:45:02.747 | 43 | 59.554 | +10.044 | 18:43:24.296 |
| 121 | 50.131 | +1.689 | 19:48:10.506 | 187 | 49.077 | +0.635 | 20:45:51.824 | 44 | 53.418 | +3.908 | 18:44:17.714 |
| 122 | 50.985 | +2.543 | 19:49:01.491 | 188 | 49.037 | +0.595 | 20:46:40.861 | 45 | 53.635 | +4.125 | 18:45:11.349 |
| 123 | 50.116 | +1.674 | 19:49:51.607 | 189 | 48.836 | +0.394 | 20:47:29.697 | 46 | 54.622 | +5.112 | 18:46:05.971 |
| 124 | 50.320 | +1.878 | 19:50:41.927 | 190 | 48.760 | +0.318 | 20:48:18.457 | 47 | 52.125 | +2.615 | 18:46:58.096 |
| 125 | 49.959 | +1.517 | 19:51:31.886 | 191 | 48.998 | +0.556 | 20:49:07.455 | 48 | 1:35.648 | +46.138 | 18:48:33.744 |
| 126 | 49.632 | +1.190 | 19:52:21.518 | 192 | 49.996 | +1.554 | 20:49:57.451 | 49 | 1:00.965 | +11.455 | 18:49:34.709 |
| 127 | 50.670 | +2.228 | 19:53:12.188 | 193 | 48.511 | +0.069 | 20:50:45.962 | 50 | 50.537 | +1.027 | 18:50:25.246 |
| 128 | 50.470 | +2.028 | 19:54:02.658 | 194 | 50.439 | +1.997 | 20:51:36.401 | 51 | 50.627 | +1.117 | 18:51:15.873 |
| 129 | 50.905 | +2.463 | 19:54:53.563 | 195 | 50.215 | +1.773 | 20:52:26.616 | 52 | 50.587 | +1.077 | 18:52:06.460 |
| 130 | 49.989 | +1.547 | 19:55:43.552 | 196 | 54.982 | +6.540 | 20:53:21.598 | 53 | 50.990 | +1.480 | 18:52:57.450 |
| 131 | 50.429 | +1.987 | 19:56:33.981 | 197 | 55.055 | +6.613 | 20:54:16.653 | 54 | 51.066 | +1.556 | 18:53:48.516 |
| 132 | 50.855 | +2.413 | 19:57:24.836 | 198 | 57.954 | +9.512 | 20:55:14.607 | 55 | 50.188 | +0.678 | 18:54:38.704 |
| 133 | 50.159 | +1.717 | 19:58:14.995 | 199 | 1:00.158 | +11.716 | 20:56:14.765 | 56 | 50.177 | +0.667 | 18:55:28.881 |
| 134 | 49.727 | +1.285 | 19:59:04.722 | 200 | 1:03.914 | +15.472 | 20:57:18.679 | 57 | 50.399 | +0.889 | 18:56:19.280 |
| 135 | 50.284 | +1.842 | 19:59:55.006 | 201 | 49.807 | +1.365 | 20:58:08.486 | 58 | 49.724 | +0.214 | 18:57:09.004 |
| 136 | 50.326 | +1.884 | 20:00:45.332 | 202 | 49.120 | +0.678 | 20:58:57.606 | 59 | 50.665 | +1.155 | 18:57:59.669 |
| 137 | 50.438 | +1.996 | 20:01:35.770 | 203 | 49.112 | +0.670 | 20:59:46.718 | 60 | 51.105 | +1.595 | 18:58:50.774 |
| 138 | 50.514 | +2.072 | 20:02:26.284 | 204 | 48.929 | +0.487 | 21:00:35.647 | 61 | 51.362 | +1.852 | 18:59:42.136 |
| 139 | 50.415 | +1.973 | 20:03:16.699 | 205 | 49.090 | +0.648 | 21:01:24.737 | 62 | 52.001 | +2.491 | 19:00:34.137 |
| 140 | 49.846 | +1.404 | 20:04:06.545 | 206 | 51.824 | +3.382 | 21:02:16.561 | 63 | 49.950 | +0.440 | 19:01:24.087 |
| 141 | 50.458 | +2.016 | 20:04:57.003 | 207 | 1:01.692 | +13.250 | 21:03:18.253 | 64 | 49.742 | +0.232 | 19:02:13.829 |
| 142 | 50.197 | +1.755 | 20:05:47.200 | | | | | 65 | 50.320 | +0.810 | 19:03:04.149 |
| 143 | 50.566 | +2.124 | 20:06:37.766 | | | | | 66 | 50.065 | +0.555 | 19:03:54.214 |
| 144 | 1:30.946 | +42.504 | 20:08:08.712 | (2) FMPS Moldes | | | | 67 | 50.507 | +0.997 | 19:04:44.721 |
| 145 | 1:01.682 | +13.240 | 20:09:10.394 | 1 | 54.429 | +4.919 | 18:03:32.862 | 68 | 50.226 | +0.716 | 19:05:34.947 |
| 146 | 50.244 | +1.802 | 20:10:00.638 | 2 | 49.931 | +0.421 | 18:04:22.793 | 69 | 49.718 | +0.208 | 19:06:24.665 |
| 147 | 50.410 | +1.968 | 20:10:51.048 | 3 | 50.611 | +1.101 | 18:05:13.404 | 70 | 50.271 | +0.761 | 19:07:14.936 |
| 148 | 50.724 | +2.282 | 20:11:41.772 | 4 | 50.730 | +1.220 | 18:06:04.134 | 71 | 50.488 | +0.978 | 19:08:05.424 |
| 149 | 50.769 | +2.327 | 20:12:32.541 | 5 | 51.333 | +1.823 | 18:06:55.467 | 72 | 1:36.675 | +47.165 | 19:09:42.099 |
| 150 | 49.775 | +1.333 | 20:13:22.316 | 6 | 50.325 | +0.815 | 18:07:45.792 | 73 | 1:09.099 | +19.589 | 19:10:51.198 |
| 151 | 1:06.428 | +17.986 | 20:14:28.744 | 7 | 49.510 | - | 18:08:35.302 | 74 | 51.160 | +1.650 | 19:11:42.358 |
| 152 | 1:27.630 | +39.188 | 20:15:56.374 | 8 | 50.009 | +0.499 | 18:09:25.311 | 75 | 53.581 | +4.071 | 19:12:35.939 |
| 153 | 50.207 | +1.765 | 20:16:46.581 | 9 | 50.281 | +0.771 | 18:10:15.592 | 76 | 50.761 | +1.251 | 19:13:26.700 |
| 154 | 50.328 | +1.886 | 20:17:36.909 | 10 | 50.177 | +0.667 | 18:11:05.769 | 77 | 50.869 | +1.359 | 19:14:17.569 |
| 155 | 49.513 | +1.071 | 20:18:26.422 | 11 | 51.542 | +2.032 | 18:11:57.311 | 78 | 50.811 | +1.301 | 19:15:08.380 |
| 156 | 49.678 | +1.236 | 20:19:16.100 | 12 | 51.818 | +2.308 | 18:12:49.129 | 79 | 51.038 | +1.528 | 19:15:59.418 |
| 157 | 49.704 | +1.262 | 20:20:05.804 | 13 | 50.070 | +0.560 | 18:13:39.199 | 80 | 50.944 | +1.434 | 19:16:50.362 |
| 158 | 50.732 | +2.290 | 20:20:56.536 | 14 | 52.255 | +2.745 | 18:14:31.454 | 81 | 50.453 | +0.943 | 19:17:40.815 |
| 159 | 49.507 | +1.065 | 20:21:46.043 | 15 | 53.055 | +3.545 | 18:15:24.509 | 82 | 51.048 | +1.538 | 19:18:31.863 |
| 160 | 49.829 | +1.387 | 20:22:35.872 | 16 | 50.080 | +0.570 | 18:16:14.589 | 83 | 50.797 | +1.287 | 19:19:22.660 |
| 161 | 49.460 | +1.018 | 20:23:25.332 | 17 | 49.917 | +0.407 | 18:17:04.506 | 84 | 50.886 | +1.376 | 19:20:13.546 |
| 162 | 49.914 | +1.472 | 20:24:15.246 | 18 | 52.066 | +2.556 | 18:17:56.572 | 85 | 51.312 | +1.802 | 19:21:04.858 |
| 163 | 49.360 | +0.918 | 20:25:04.606 | 19 | 49.754 | +0.244 | 18:18:46.326 | 86 | 51.816 | +2.306 | 19:21:56.674 |
| 164 | 49.771 | +1.329 | 20:25:54.377 | 20 | 52.045 | +2.535 | 18:19:38.371 | 87 | 51.727 | +2.217 | 19:22:48.401 |
| 165 | 49.906 | +1.464 | 20:26:44.283 | 21 | 50.276 | +0.766 | 18:20:28.647 | 88 | 51.175 | +1.665 | 19:23:39.576 |
| 166 | 49.538 | +1.096 | 20:27:33.821 | 22 | 51.034 | +1.524 | 18:21:19.681 | 89 | 50.981 | +1.471 | 19:24:30.557 |
| 167 | 49.616 | +1.174 | 20:28:23.437 | 23 | 50.005 | +0.495 | 18:22:09.686 | 90 | 51.084 | +1.574 | 19:25:21.641 |
| 168 | 49.566 | +1.124 | 20:29:13.003 | 24 | 49.915 | +0.405 | 18:22:59.601 | 91 | 50.603 | +1.093 | 19:26:12.244 |
| 169 | 49.236 | +0.794 | 20:30:02.239 | 25 | 50.855 | +1.345 | 18:23:50.456 | 92 | 50.531 | +1.021 | 19:27:02.775 |
| 170 | 1:36.380 | +47.938 | 20:31:38.619 | 26 | 58.104 | +8.594 | 18:24:48.560 | 93 | 50.873 | +1.363 | 19:27:53.648 |
| 171 | 59.648 | +11.206 | 20:32:38.267 | 27 | 3:48.907 | +2:59.397 | 18:28:37.467 | 94 | 50.823 | +1.313 | 19:28:44.471 |
| 172 | 49.272 | +0.830 | 20:33:27.539 | 28 | 1:08.422 | +18.912 | 18:29:45.889 | 95 | 51.169 | +1.659 | 19:29:35.640 |
| 173 | 48.872 | +0.430 | 20:34:16.411 | 29 | 52.787 | +3.277 | 18:30:38.676 | 96 | 1:32.309 | +42.799 | 19:31:07.949 |
| | | | | 30 | 1:02.171 | +12.661 | 18:31:40.847 | | | | |

Trofeu Molde 2016 3º Prova

Hasco
Corrida
Race

Euroindy 0,910 Km
09-04-2016 17:08



| Lap | Lap Tm | Diff | Time of Day | Lap | Lap Tm | Diff | Time of Day | Lap | Lap Tm | Diff | Time of Day |
|-----|----------|---------|--------------|-----|----------|---------|--------------|-----|----------|---------|--------------|
| 97 | 1:08.500 | +18.990 | 19:32:16.449 | 163 | 49.853 | +0.343 | 20:31:31.704 | 27 | 49.434 | +0.098 | 18:25:14.823 |
| 98 | 51.156 | +1.646 | 19:33:07.605 | 164 | 49.667 | +0.157 | 20:32:21.371 | 28 | 49.896 | +0.560 | 18:26:04.719 |
| 99 | 50.912 | +1.402 | 19:33:58.517 | 165 | 50.364 | +0.854 | 20:33:11.735 | 29 | 50.338 | +1.002 | 18:26:55.057 |
| 100 | 50.846 | +1.336 | 19:34:49.363 | 166 | 49.768 | +0.258 | 20:34:01.503 | 30 | 49.844 | +0.508 | 18:27:44.901 |
| 101 | 51.834 | +2.324 | 19:35:41.197 | 167 | 49.671 | +0.161 | 20:34:51.174 | 31 | 49.922 | +0.586 | 18:28:34.823 |
| 102 | 50.426 | +0.916 | 19:36:31.623 | 168 | 50.397 | +0.887 | 20:35:41.571 | 32 | 49.984 | +0.648 | 18:29:24.807 |
| 103 | 52.467 | +2.957 | 19:37:24.090 | 169 | 50.017 | +0.507 | 20:36:31.588 | 33 | 49.806 | +0.470 | 18:30:14.613 |
| 104 | 50.392 | +0.882 | 19:38:14.482 | 170 | 50.054 | +0.544 | 20:37:21.642 | 34 | 50.604 | +1.268 | 18:31:05.217 |
| 105 | 50.179 | +0.669 | 19:39:04.661 | 171 | 49.970 | +0.460 | 20:38:11.612 | 35 | 50.338 | +1.002 | 18:31:55.555 |
| 106 | 55.631 | +6.121 | 19:40:00.292 | 172 | 50.130 | +0.620 | 20:39:01.742 | 36 | 1:34.706 | +45.370 | 18:33:30.261 |
| 107 | 50.395 | +0.885 | 19:40:50.687 | 173 | 49.998 | +0.488 | 20:39:51.740 | 37 | 1:18.088 | +28.752 | 18:34:48.349 |
| 108 | 50.709 | +1.199 | 19:41:41.396 | 174 | 50.696 | +1.186 | 20:40:42.436 | 38 | 56.149 | +6.813 | 18:35:44.498 |
| 109 | 50.443 | +0.933 | 19:42:31.839 | 175 | 51.688 | +2.178 | 20:41:34.124 | 39 | 54.977 | +5.641 | 18:36:39.475 |
| 110 | 50.019 | +0.509 | 19:43:21.858 | 176 | 50.451 | +0.941 | 20:42:24.575 | 40 | 1:02.077 | +12.741 | 18:37:41.552 |
| 111 | 51.618 | +2.108 | 19:44:13.476 | 177 | 50.364 | +0.854 | 20:43:14.939 | 41 | 54.843 | +5.507 | 18:38:36.395 |
| 112 | 50.098 | +0.588 | 19:45:03.574 | 178 | 50.112 | +0.602 | 20:44:05.051 | 42 | 55.283 | +5.947 | 18:39:31.678 |
| 113 | 51.379 | +1.869 | 19:45:54.953 | 179 | 1:35.835 | +46.325 | 20:45:40.886 | 43 | 54.527 | +5.191 | 18:40:26.205 |
| 114 | 50.664 | +1.154 | 19:46:45.617 | 180 | 1:09.197 | +19.687 | 20:46:50.083 | 44 | 54.628 | +5.292 | 18:41:20.833 |
| 115 | 49.923 | +0.413 | 19:47:35.540 | 181 | 52.960 | +3.450 | 20:47:43.043 | 45 | 54.070 | +4.734 | 18:42:14.903 |
| 116 | 50.140 | +0.630 | 19:48:25.680 | 182 | 51.209 | +1.699 | 20:48:34.252 | 46 | 54.023 | +4.687 | 18:43:08.926 |
| 117 | 50.714 | +1.204 | 19:49:16.394 | 183 | 51.254 | +1.744 | 20:49:25.506 | 47 | 53.742 | +4.406 | 18:44:02.668 |
| 118 | 50.212 | +0.702 | 19:50:06.606 | 184 | 50.885 | +1.375 | 20:50:16.391 | 48 | 54.417 | +5.081 | 18:44:57.085 |
| 119 | 50.837 | +1.327 | 19:50:57.443 | 185 | 51.049 | +1.539 | 20:51:07.440 | 49 | 53.490 | +4.154 | 18:45:50.575 |
| 120 | 50.130 | +0.620 | 19:51:47.573 | 186 | 50.585 | +1.075 | 20:51:58.205 | 50 | 59.103 | +9.767 | 18:46:49.678 |
| 121 | 50.684 | +1.174 | 19:52:38.257 | 187 | 50.281 | +0.771 | 20:52:48.306 | 51 | 1:02.000 | +12.664 | 18:47:51.678 |
| 122 | 50.052 | +0.542 | 19:53:28.309 | 188 | 50.408 | +0.898 | 20:53:38.714 | 52 | 54.880 | +5.544 | 18:48:46.558 |
| 123 | 50.742 | +1.232 | 19:54:19.051 | 189 | 50.479 | +0.969 | 20:54:29.193 | 53 | 54.278 | +4.942 | 18:49:40.836 |
| 124 | 50.188 | +0.678 | 19:55:09.239 | 190 | 50.624 | +1.114 | 20:55:19.817 | 54 | 53.853 | +4.517 | 18:50:34.689 |
| 125 | 49.689 | +0.179 | 19:55:58.928 | 191 | 50.294 | +0.784 | 20:56:10.111 | 55 | 53.873 | +4.537 | 18:51:28.562 |
| 126 | 50.128 | +0.618 | 19:56:49.056 | 192 | 50.513 | +1.003 | 20:57:00.624 | 56 | 59.941 | +10.605 | 18:52:28.503 |
| 127 | 50.253 | +0.743 | 19:57:39.309 | 193 | 50.463 | +0.953 | 20:57:51.087 | 57 | 54.164 | +4.828 | 18:53:22.667 |
| 128 | 50.203 | +0.693 | 19:58:29.512 | 194 | 50.550 | +1.040 | 20:58:41.637 | 58 | 54.272 | +4.936 | 18:54:16.939 |
| 129 | 1:31.703 | +42.193 | 20:00:01.215 | 195 | 50.150 | +0.640 | 20:59:31.787 | 59 | 53.808 | +4.472 | 18:55:10.747 |
| 130 | 1:46.101 | +56.591 | 20:01:47.316 | 196 | 50.617 | +1.107 | 21:00:22.404 | 60 | 54.765 | +5.429 | 18:56:05.512 |
| 131 | 54.427 | +4.917 | 20:02:41.743 | 197 | 50.447 | +0.937 | 21:01:12.851 | 61 | 54.591 | +5.255 | 18:57:00.103 |
| 132 | 53.380 | +3.870 | 20:03:35.123 | 198 | 52.191 | +2.681 | 21:02:05.042 | 62 | 53.940 | +4.604 | 18:57:54.043 |
| 133 | 55.800 | +6.290 | 20:04:30.923 | 199 | 51.872 | +2.362 | 21:02:56.914 | 63 | 53.818 | +4.482 | 18:58:47.861 |
| 134 | 52.916 | +3.406 | 20:05:23.839 | 200 | 50.821 | +1.311 | 21:03:47.735 | 64 | 54.093 | +4.757 | 18:59:41.954 |
| 135 | 52.807 | +3.297 | 20:06:16.646 | | | | | 65 | 55.710 | +6.374 | 19:00:37.664 |
| 136 | 53.623 | +4.113 | 20:07:10.269 | | | | | 66 | 53.473 | +4.137 | 19:01:31.137 |
| 137 | 52.146 | +2.636 | 20:08:02.415 | | | | | 67 | 1:32.036 | +42.700 | 19:03:03.173 |
| 138 | 52.729 | +3.219 | 20:08:55.144 | | | | | 68 | 1:07.532 | +18.196 | 19:04:10.705 |
| 139 | 54.026 | +4.516 | 20:09:49.170 | | | | | 69 | 51.825 | +2.489 | 19:05:02.530 |
| 140 | 53.488 | +3.978 | 20:10:42.658 | | | | | 70 | 51.705 | +2.369 | 19:05:54.235 |
| 141 | 53.005 | +3.495 | 20:11:35.663 | | | | | 71 | 51.687 | +2.351 | 19:06:45.922 |
| 142 | 52.818 | +3.308 | 20:12:28.481 | | | | | 72 | 51.640 | +2.304 | 19:07:37.562 |
| 143 | 51.756 | +2.246 | 20:13:20.237 | | | | | 73 | 50.861 | +1.525 | 19:08:28.423 |
| 144 | 52.537 | +3.027 | 20:14:12.774 | | | | | 74 | 54.773 | +1.437 | 19:09:19.196 |
| 145 | 52.812 | +3.302 | 20:15:05.586 | | | | | 75 | 51.117 | +1.781 | 19:10:10.313 |
| 146 | 52.714 | +3.204 | 20:15:58.300 | | | | | 76 | 50.211 | +0.875 | 19:11:00.524 |
| 147 | 52.182 | +2.672 | 20:16:50.482 | | | | | 77 | 50.542 | +1.206 | 19:11:51.066 |
| 148 | 52.077 | +2.567 | 20:17:42.559 | | | | | 78 | 50.963 | +1.627 | 19:12:42.029 |
| 149 | 53.558 | +4.048 | 20:18:36.117 | | | | | 79 | 50.272 | +0.936 | 19:13:32.301 |
| 150 | 52.202 | +2.692 | 20:19:28.319 | | | | | 80 | 50.447 | +1.111 | 19:14:22.748 |
| 151 | 53.265 | +3.755 | 20:20:21.584 | | | | | 81 | 50.802 | +1.466 | 19:15:13.550 |
| 152 | 54.001 | +4.491 | 20:21:15.585 | | | | | 82 | 50.448 | +1.112 | 19:16:03.998 |
| 153 | 53.202 | +3.692 | 20:22:08.787 | | | | | 83 | 49.933 | +0.597 | 19:16:53.931 |
| 154 | 54.680 | +5.170 | 20:23:03.467 | | | | | 84 | 50.066 | +0.730 | 19:17:43.997 |
| 155 | 1:29.078 | +39.568 | 20:24:32.545 | | | | | 85 | 50.376 | +1.040 | 19:18:34.373 |
| 156 | 1:04.860 | +15.350 | 20:25:37.405 | | | | | 86 | 50.617 | +1.281 | 19:19:24.990 |
| 157 | 51.527 | +2.017 | 20:26:28.932 | | | | | 87 | 50.526 | +1.190 | 19:20:15.516 |
| 158 | 51.205 | +1.695 | 20:27:20.137 | | | | | 88 | 50.483 | +1.147 | 19:21:05.999 |
| 159 | 50.312 | +0.802 | 20:28:10.449 | | | | | 89 | 50.485 | +1.149 | 19:21:56.484 |
| 160 | 51.528 | +2.018 | 20:29:01.977 | | | | | 90 | 50.338 | +1.002 | 19:22:46.822 |
| 161 | 49.933 | +0.423 | 20:29:51.910 | | | | | 91 | 51.355 | +2.019 | 19:23:38.177 |
| 162 | 49.941 | +0.431 | 20:30:41.851 | | | | | 92 | 51.949 | +2.613 | 19:24:30.126 |


(14) Hidromarinha

| | | | |
|----|--------|--------|--------------|
| 1 | 52.511 | +3.175 | 18:03:29.829 |
| 2 | 49.794 | +0.458 | 18:04:19.623 |
| 3 | 49.472 | +0.136 | 18:05:09.095 |
| 4 | 50.422 | +1.086 | 18:05:59.517 |
| 5 | 50.314 | +0.978 | 18:06:49.831 |
| 6 | 51.682 | +2.346 | 18:07:41.513 |
| 7 | 50.001 | +0.665 | 18:08:31.514 |
| 8 | 49.865 | +0.529 | 18:09:21.379 |
| 9 | 49.631 | +0.295 | 18:10:11.010 |
| 10 | 50.321 | +0.985 | 18:11:01.331 |
| 11 | 49.338 | +0.002 | 18:11:50.669 |
| 12 | 49.661 | +0.325 | 18:12:40.330 |
| 13 | 50.437 | +1.101 | 18:13:30.767 |
| 14 | 55.475 | +6.139 | 18:14:26.242 |
| 15 | 49.834 | +0.498 | 18:15:16.076 |
| 16 | 50.040 | +0.704 | 18:16:06.116 |
| 17 | 49.812 | +0.476 | 18:16:55.928 |
| 18 | 49.706 | +0.370 | 18:17:45.634 |
| 19 | 50.261 | +0.925 | 18:18:35.895 |
| 20 | 50.160 | +0.824 | 18:19:26.055 |
| 21 | 49.388 | +0.052 | 18:20:15.443 |
| 22 | 49.527 | +0.191 | 18:21:04.970 |
| 23 | 50.000 | +0.664 | 18:21:54.970 |
| 24 | 49.829 | +0.493 | 18:22:44.799 |
| 25 | 50.479 | +1.143 | 18:23:35.278 |
| 26 | 50.111 | +0.775 | 18:24:25.389 |

Trofeu Molde 2016 3º Prova

Hasco
Corrida
Race

Euroindy 0,910 Km
09-04-2016 17:08



| Lap | Lap Tm | Diff | Time of Day | Lap | Lap Tm | Diff | Time of Day | Lap | Lap Tm | Diff | Time of Day |
|-----|----------|-----------|--------------|-----|----------|---------|--------------|-----|--------|------|-------------|
| 93 | 51.106 | +1.770 | 19:25:21.232 | 159 | 51.798 | +2.462 | 20:30:34.840 | | | | |
| 94 | 50.072 | +0.736 | 19:26:11.304 | 160 | 51.949 | +2.613 | 20:31:26.789 | | | | |
| 95 | 50.255 | +0.919 | 19:27:01.559 | 161 | 1:36.258 | +46.922 | 20:33:03.047 | | | | |
| 96 | 50.049 | +0.713 | 19:27:51.608 | 162 | 1:08.662 | +19.326 | 20:34:11.709 | | | | |
| 97 | 49.965 | +0.629 | 19:28:41.573 | 163 | 50.281 | +0.945 | 20:35:01.990 | | | | |
| 98 | 50.245 | +0.909 | 19:29:31.818 | 164 | 51.124 | +1.788 | 20:35:53.114 | | | | |
| 99 | 51.027 | +1.691 | 19:30:22.845 | 165 | 49.797 | +0.461 | 20:36:42.911 | | | | |
| 100 | 50.751 | +1.415 | 19:31:13.596 | 166 | 49.654 | +0.318 | 20:37:32.565 | | | | |
| 101 | 1:36.893 | +47.557 | 19:32:50.489 | 167 | 50.777 | +1.441 | 20:38:23.342 | | | | |
| 102 | 2:41.959 | +1:52.623 | 19:35:32.448 | 168 | 50.752 | +1.416 | 20:39:14.094 | | | | |
| 103 | 58.528 | +9.192 | 19:36:30.976 | 169 | 49.524 | +0.188 | 20:40:03.618 | | | | |
| 104 | 57.520 | +8.184 | 19:37:28.496 | 170 | 49.426 | +0.090 | 20:40:53.044 | | | | |
| 105 | 58.635 | +9.299 | 19:38:27.131 | 171 | 49.862 | +0.526 | 20:41:42.906 | | | | |
| 106 | 59.506 | +10.170 | 19:39:26.637 | 172 | 49.798 | +0.462 | 20:42:32.704 | | | | |
| 107 | 58.371 | +9.035 | 19:40:25.008 | 173 | 49.488 | +0.152 | 20:43:22.192 | | | | |
| 108 | 58.268 | +8.932 | 19:41:23.276 | 174 | 50.367 | +1.031 | 20:44:12.559 | | | | |
| 109 | 57.222 | +7.886 | 19:42:20.498 | 175 | 51.141 | +1.805 | 20:45:03.700 | | | | |
| 110 | 57.427 | +8.091 | 19:43:17.925 | 176 | 49.558 | +0.222 | 20:45:53.258 | | | | |
| 111 | 57.149 | +7.813 | 19:44:15.074 | 177 | 50.333 | +0.997 | 20:46:43.591 | | | | |
| 112 | 57.638 | +8.302 | 19:45:12.712 | 178 | 50.133 | +0.797 | 20:47:33.724 | | | | |
| 113 | 58.303 | +8.967 | 19:46:11.015 | 179 | 50.402 | +1.066 | 20:48:24.126 | | | | |
| 114 | 57.495 | +8.159 | 19:47:08.510 | 180 | 49.605 | +0.269 | 20:49:13.731 | | | | |
| 115 | 57.097 | +7.761 | 19:48:05.607 | 181 | 49.816 | +0.480 | 20:50:03.547 | | | | |
| 116 | 57.203 | +7.867 | 19:49:02.810 | 182 | 49.932 | +0.596 | 20:50:53.479 | | | | |
| 117 | 57.713 | +8.377 | 19:50:00.523 | 183 | 50.405 | +1.069 | 20:51:43.884 | | | | |
| 118 | 56.732 | +7.396 | 19:50:57.255 | 184 | 50.319 | +0.983 | 20:52:34.203 | | | | |
| 119 | 56.721 | +7.385 | 19:51:53.976 | 185 | 49.825 | +0.489 | 20:53:24.028 | | | | |
| 120 | 56.769 | +7.433 | 19:52:50.745 | 186 | 50.255 | +0.919 | 20:54:14.283 | | | | |
| 121 | 55.942 | +6.606 | 19:53:46.687 | 187 | 49.588 | +0.252 | 20:55:03.871 | | | | |
| 122 | 57.164 | +7.828 | 19:54:43.851 | 188 | 49.687 | +0.351 | 20:55:53.558 | | | | |
| 123 | 56.487 | +7.151 | 19:55:40.338 | 189 | 51.947 | +2.611 | 20:56:45.505 | | | | |
| 124 | 56.532 | +7.196 | 19:56:36.870 | 190 | 49.417 | +0.081 | 20:57:34.922 | | | | |
| 125 | 56.159 | +6.823 | 19:57:33.029 | 191 | 49.894 | +0.558 | 20:58:24.816 | | | | |
| 126 | 55.794 | +6.458 | 19:58:28.823 | 192 | 52.174 | +2.838 | 20:59:16.990 | | | | |
| 127 | 56.544 | +7.208 | 19:59:25.367 | 193 | 50.215 | +0.879 | 21:00:07.205 | | | | |
| 128 | 55.435 | +6.099 | 20:00:20.802 | 194 | 50.232 | +0.896 | 21:00:57.437 | | | | |
| 129 | 1:44.307 | +54.971 | 20:02:05.109 | 195 | 50.198 | +0.862 | 21:01:47.635 | | | | |
| 130 | 1:23.081 | +33.745 | 20:03:28.190 | 196 | 49.336 | - | 21:02:36.971 | | | | |
| 131 | 1:01.672 | +12.336 | 20:04:29.862 | 197 | 50.219 | +0.883 | 21:03:27.190 | | | | |
| 132 | 59.725 | +10.389 | 20:05:29.587 | | | | | | | | |
| 133 | 54.631 | +5.295 | 20:06:24.218 | | | | | | | | |
| 134 | 58.077 | +8.741 | 20:07:22.295 | | | | | | | | |
| 135 | 54.902 | +5.566 | 20:08:17.197 | | | | | | | | |
| 136 | 54.355 | +5.019 | 20:09:11.552 | | | | | | | | |
| 137 | 1:02.926 | +13.590 | 20:10:14.478 | | | | | | | | |
| 138 | 52.617 | +3.281 | 20:11:07.095 | | | | | | | | |
| 139 | 54.459 | +5.123 | 20:12:01.554 | | | | | | | | |
| 140 | 53.656 | +4.320 | 20:12:55.210 | | | | | | | | |
| 141 | 59.313 | +9.977 | 20:13:54.523 | | | | | | | | |
| 142 | 55.590 | +6.254 | 20:14:50.113 | | | | | | | | |
| 143 | 59.665 | +10.329 | 20:15:49.778 | | | | | | | | |
| 144 | 53.231 | +3.895 | 20:16:43.009 | | | | | | | | |
| 145 | 53.792 | +4.456 | 20:17:36.801 | | | | | | | | |
| 146 | 54.046 | +4.710 | 20:18:30.847 | | | | | | | | |
| 147 | 53.932 | +4.596 | 20:19:24.779 | | | | | | | | |
| 148 | 57.029 | +7.693 | 20:20:21.808 | | | | | | | | |
| 149 | 54.724 | +5.388 | 20:21:16.532 | | | | | | | | |
| 150 | 53.365 | +4.029 | 20:22:09.897 | | | | | | | | |
| 151 | 53.170 | +3.834 | 20:23:03.067 | | | | | | | | |
| 152 | 53.041 | +3.705 | 20:23:56.108 | | | | | | | | |
| 153 | 53.871 | +4.535 | 20:24:49.979 | | | | | | | | |
| 154 | 53.625 | +4.289 | 20:25:43.604 | | | | | | | | |
| 155 | 51.466 | +2.130 | 20:26:35.070 | | | | | | | | |
| 156 | 1:22.158 | +32.822 | 20:27:57.228 | | | | | | | | |
| 157 | 53.208 | +3.872 | 20:28:50.436 | | | | | | | | |
| 158 | 52.606 | +3.270 | 20:29:43.042 | | | | | | | | |