

24 Horas Euroindy Palexpo - CPRTP 2007

24 Horas

Euroindy 0,910 Km

Treinos Cronometrados

01-06-2007 17:00

Qualify

Lap	Lap Tm	Diff	Time of Day
(26) ADT			
1	52.515	+7.482	10:22:07.021
2	47.791	+2.758	10:22:54.812
3	45.886	+0.853	10:23:40.698
4	46.172	+1.139	10:24:26.870
5	46.439	+1.406	10:25:13.309
6	46.154	+1.121	10:25:59.463
7	45.679	+0.646	10:26:45.142
8	45.737	+0.704	10:27:30.879
9	45.494	+0.461	10:28:16.373
10	1:23.896	+38.863	10:29:40.269
11	56.172	+11.139	10:30:36.441
12	46.220	+1.187	10:31:22.661
13	45.572	+0.539	10:32:08.233
14	45.464	+0.431	10:32:53.697
15	45.882	+0.849	10:33:39.579
16	45.842	+0.809	10:34:25.421
17	45.516	+0.483	10:35:10.937
18	45.613	+0.580	10:35:56.550
19	52.057	+7.024	10:36:48.607
20	45.619	+0.586	10:37:34.226
21	1:22.269	+37.236	10:38:56.495
22	56.155	+11.122	10:39:52.650
23	45.528	+0.495	10:40:38.178
24	45.427	+0.394	10:41:23.605
25	45.434	+0.401	10:42:09.039
26	45.719	+0.686	10:42:54.758
27	45.274	+0.241	10:43:40.032
28	45.262	+0.229	10:44:25.294
29	45.471	+0.438	10:45:10.765
30	45.285	+0.252	10:45:56.050
31	45.133	+0.100	10:46:41.183
32	1:25.509	+40.476	10:48:06.692
33	57.329	+12.296	10:49:04.021
34	45.033	-	10:49:49.054
35	45.259	+0.226	10:50:34.313
36	1:23.034	+38.001	10:51:57.347
37	1:08.312	+23.279	10:53:05.659
38	45.583	+0.550	10:53:51.242
39	45.766	+0.733	10:54:37.008
40	45.606	+0.573	10:55:22.614
41	45.701	+0.668	10:56:08.315
42	45.608	+0.575	10:56:53.923
43	45.605	+0.572	10:57:39.528
44	45.966	+0.933	10:58:25.494
45	45.463	+0.430	10:59:10.957
46	45.875	+0.842	10:59:56.832
47	49.589	+4.556	11:00:46.421
48	45.603	+0.570	11:01:32.024
49	45.455	+0.422	11:02:17.479
50	45.702	+0.669	11:03:03.181
51	45.639	+0.606	11:03:48.820
52	45.462	+0.429	11:04:34.282
53	5:44.637	+4:59.604	11:10:18.919
54	56.915	+11.882	11:11:15.834
55	45.903	+0.870	11:12:01.737
56	53.524	+8.491	11:12:55.261
57	45.361	+0.328	11:13:40.622
58	47.341	+2.308	11:14:27.963
59	45.140	+0.107	11:15:13.103
60	46.837	+1.804	11:15:59.940
61	1:48.732	+1:03.699	11:17:48.672
62	8:51.695	+8:06.662	11:26:40.367

(17) Virus K # ISEG/UTL

Lap	Lap Tm	Diff	Time of Day
1	2:12.216	+1:26.862	10:23:03.546
2	1:05.680	+20.326	10:24:09.226
3	46.039	+0.685	10:24:55.265
4	46.679	+1.325	10:25:41.944
5	45.975	+0.621	10:26:27.919
6	46.347	+0.993	10:27:14.266
7	45.354	-	10:27:59.620
8	46.309	+0.955	10:28:45.929
9	46.285	+0.931	10:29:32.214
10	46.316	+0.962	10:30:18.530
11	45.892	+0.538	10:31:04.422
12	45.910	+0.556	10:31:50.332
13	45.644	+0.290	10:32:35.976
14	1:50.766	+1:05.412	10:34:26.742
15	57.671	+12.317	10:35:24.413
16	45.994	+0.640	10:36:10.407
17	46.394	+1.040	10:36:56.801
18	45.917	+0.563	10:37:42.718
19	45.910	+0.556	10:38:28.628
20	45.823	+0.469	10:39:14.451
21	46.000	+0.646	10:40:00.451
22	1:33.251	+47.897	10:41:33.702
23	56.950	+11.596	10:42:30.652
24	46.944	+1.590	10:43:17.596
25	45.769	+0.415	10:44:03.365
26	45.965	+0.611	10:44:49.330
27	46.149	+0.795	10:45:35.479
28	45.751	+0.397	10:46:21.230
29	47.515	+2.161	10:47:08.745
30	48.477	+3.123	10:47:57.222
31	50.114	+4.760	10:48:47.336
32	47.361	+2.007	10:49:34.697
33	1:31.069	+45.715	10:51:05.766
34	54.591	+9.237	10:52:00.357
35	46.661	+1.307	10:52:47.018
36	47.440	+2.086	10:53:34.458
37	46.445	+1.091	10:54:20.903
38	46.286	+0.932	10:55:07.189
39	46.197	+0.843	10:55:53.386
40	45.946	+0.592	10:56:39.332
41	46.382	+1.028	10:57:25.714
42	45.841	+0.487	10:58:11.555
43	45.751	+0.397	10:58:57.306
44	1:24.207	+38.853	11:00:21.513
45	59.844	+14.490	11:01:21.357
46	46.835	+1.481	11:02:08.192
47	46.867	+1.513	11:02:55.059
48	46.770	+1.416	11:03:41.829
49	46.793	+1.439	11:04:28.622
50	47.054	+1.700	11:05:15.676
51	46.620	+1.266	11:06:02.296
52	46.481	+1.127	11:06:48.777
53	46.443	+1.089	11:07:35.220
54	46.363	+1.009	11:08:21.583
55	1:33.625	+48.271	11:09:55.208
56	55.117	+9.763	11:10:50.325
57	46.741	+1.387	11:11:37.066
58	47.819	+2.465	11:12:24.885
59	47.698	+2.344	11:13:12.583
60	47.529	+2.175	11:14:00.112
61	47.286	+1.932	11:14:47.398
62	47.564	+2.210	11:15:34.962
63	1:19.829	+34.475	11:16:54.791
64	54.548	+9.194	11:17:49.339
65	46.527	+1.173	11:18:35.866
66	46.272	+0.918	11:19:22.138

Lap	Lap Tm	Diff	Time of Day
67	46.841	+1.487	11:20:08.979
68	47.132	+1.778	11:20:56.111
(36) Amaflex/Reciprint			
1	48.260	+2.905	10:22:00.246
2	46.171	+0.816	10:22:46.417
3	46.159	+0.804	10:23:32.576
4	46.027	+0.672	10:24:18.603
5	1:25.815	+40.460	10:25:44.418
6	53.649	+8.294	10:26:38.067
7	50.903	+5.548	10:27:28.970
8	46.894	+1.539	10:28:15.864
9	45.908	+0.553	10:29:01.772
10	45.595	+0.240	10:29:47.367
11	47.451	+2.096	10:30:34.818
12	46.517	+1.162	10:31:21.335
13	46.135	+0.780	10:32:07.470
14	45.928	+0.573	10:32:53.398
15	46.001	+0.646	10:33:39.399
16	46.266	+0.911	10:34:25.665
17	45.679	+0.324	10:35:11.344
18	46.340	+0.985	10:35:57.684
19	1:33.239	+47.884	10:37:30.923
20	58.972	+13.617	10:38:29.895
21	46.095	+0.740	10:39:15.990
22	45.664	+0.309	10:40:01.654
23	45.464	+0.109	10:40:47.118
24	52.863	+7.508	10:41:39.981
25	45.737	+0.382	10:42:25.718
26	45.355	-	10:43:11.073
27	45.617	+0.262	10:43:56.690
28	50.293	+4.938	10:44:46.983
29	47.410	+2.055	10:45:34.393
30	48.563	+3.208	10:46:22.956
31	47.972	+2.617	10:47:10.928
32	1:23.089	+37.734	10:48:34.017
33	1:01.092	+15.737	10:49:35.109
34	47.506	+2.151	10:50:22.615
35	46.164	+0.809	10:51:08.779
36	47.811	+2.456	10:51:56.590
37	46.521	+1.166	10:52:43.111
38	46.472	+1.117	10:53:29.583
39	46.439	+1.084	10:54:16.022
40	45.808	+0.453	10:55:01.830
41	45.915	+0.560	10:55:47.745
42	1:33.931	+48.576	10:57:21.676
43	1:36.865	+51.510	10:58:58.541
44	46.117	+0.762	10:59:44.658
45	45.936	+0.581	11:00:30.594
46	46.244	+0.889	11:01:16.838
47	45.746	+0.391	11:02:02.584
48	45.993	+0.638	11:02:48.577
49	45.749	+0.394	11:03:34.326
50	45.915	+0.560	11:04:20.241
51	45.806	+0.451	11:05:06.047
52	46.149	+0.794	11:05:52.196
53	46.317	+0.962	11:06:38.513
54	46.406	+1.051	11:07:24.919
55	46.042	+0.687	11:08:10.961
56	1:28.251	+42.896	11:09:39.212
57	55.145	+9.790	11:10:34.357
58	45.573	+0.218	11:11:19.930
59	45.764	+0.409	11:12:05.694
60	49.953	+4.598	11:12:55.647
61	46.181	+0.826	11:13:41.828
62	45.485	+0.130	11:14:27.313

24 Horas Euroindy Palexpo - CPRTP 2007

24 Horas

Euroindy 0,910 Km

Treinos Cronometrados

01-06-2007 17:00

Qualify

Lap	Lap Tm	Diff	Time of Day
63	45.484	+0.129	11:15:12.797
64	48.615	+3.260	11:16:01.412
65	46.364	+1.009	11:16:47.776
66	46.784	+1.429	11:17:34.560
67	46.470	+1.115	11:18:21.030
68	45.522	+0.167	11:19:06.552
69	45.618	+0.263	11:19:52.170
70	2:12.222	+1:26.867	11:22:04.392

(21) Palexpo

Lap	Lap Tm	Diff	Time of Day
1	47.121	+1.739	10:21:37.260
2	46.658	+1.276	10:22:23.918
3	46.280	+0.898	10:23:10.198
4	46.824	+1.442	10:23:57.022
5	46.678	+1.296	10:24:43.700
6	46.619	+1.237	10:25:30.319
7	45.841	+0.459	10:26:16.160
8	45.988	+0.606	10:27:02.148
9	45.846	+0.464	10:27:47.994
10	45.681	+0.299	10:28:33.675
11	45.532	+0.150	10:29:19.207
12	45.457	+0.075	10:30:04.664
13	45.474	+0.092	10:30:50.138
14	48.865	+3.483	10:31:39.003
15	45.597	+0.215	10:32:24.600
16	1:48.234	+1:02.852	10:34:12.834
17	57.126	+11.744	10:35:09.960
18	50.754	+5.372	10:36:00.714
19	45.945	+0.563	10:36:46.659
20	45.531	+0.149	10:37:32.190
21	46.105	+0.723	10:38:18.295
22	49.411	+4.029	10:39:07.706
23	1:21.701	+36.319	10:40:29.407
24	1:38.931	+53.549	10:42:08.338
25	46.300	+0.918	10:42:54.638
26	45.918	+0.536	10:43:40.556
27	45.621	+0.239	10:44:26.177
28	45.766	+0.384	10:45:11.943
29	13:28.718	+12:43.336	10:58:40.661
30	56.538	+11.156	10:59:37.199
31	45.720	+0.338	11:00:22.919
32	45.577	+0.195	11:01:08.496
33	45.910	+0.528	11:01:54.406
34	45.434	+0.052	11:02:39.840
35	45.606	+0.224	11:03:25.446
36	50.274	+4.892	11:04:15.720
37	45.467	+0.085	11:05:01.187
38	45.382	-	11:05:46.569
39	1:22.059	+36.677	11:07:08.628
40	59.028	+13.646	11:08:07.656
41	46.170	+0.788	11:08:53.826
42	46.028	+0.646	11:09:39.854
43	46.304	+0.922	11:10:26.158
44	46.034	+0.652	11:11:12.192
45	46.541	+1.159	11:11:58.733
46	47.388	+2.006	11:12:46.121
47	1:21.129	+35.747	11:14:07.250
48	57.895	+12.513	11:15:05.145
49	46.870	+1.488	11:15:52.015
50	46.516	+1.134	11:16:38.531
51	46.650	+1.268	11:17:25.181
52	46.819	+1.437	11:18:12.000
53	46.364	+0.982	11:18:58.364
54	46.479	+1.097	11:19:44.843
55	46.128	+0.746	11:20:30.971
56	46.779	+1.397	11:21:17.750

Lap	Lap Tm	Diff	Time of Day
(74) Pladur / Liztrez			
1	2:04.887	+1:19.437	10:22:57.322
2	1:40.206	+54.756	10:24:37.528
3	46.247	+0.797	10:25:23.775
4	45.784	+0.334	10:26:09.559
5	45.823	+0.373	10:26:55.382
6	45.716	+0.266	10:27:41.098
7	45.693	+0.243	10:28:26.791
8	45.537	+0.087	10:29:12.328
9	45.931	+0.481	10:29:58.259
10	45.713	+0.263	10:30:43.972
11	45.450	-	10:31:29.422
12	45.649	+0.199	10:32:15.071
13	1:34.419	+48.969	10:33:49.900
14	56.159	+10.709	10:34:45.649
15	45.705	+0.255	10:35:31.354
16	45.687	+0.237	10:36:17.041
17	45.777	+0.327	10:37:02.818
18	45.791	+0.341	10:37:48.609
19	45.788	+0.338	10:38:34.397
20	45.859	+0.409	10:39:20.256
21	45.861	+0.411	10:40:06.117
22	45.946	+0.496	10:40:52.063
23	6:27.255	+5:41.805	10:47:19.318
24	56.144	+10.694	10:48:15.462
25	46.882	+1.432	10:49:02.344
26	46.436	+0.986	10:49:48.780
27	2:37.986	+1:52.536	10:52:26.766
28	55.346	+9.896	10:53:22.112
29	46.084	+0.634	10:54:08.196
30	46.138	+0.688	10:54:54.334
31	46.095	+0.645	10:55:40.429
32	47.002	+1.552	10:56:27.431
33	46.331	+0.881	10:57:13.762
34	46.298	+0.848	10:58:00.060
35	45.809	+0.359	10:58:45.869
36	46.159	+0.709	10:59:32.028
37	1:32.999	+47.549	11:01:05.027
38	55.966	+10.516	11:02:00.993
39	45.891	+0.441	11:02:46.884
40	45.868	+0.418	11:03:32.752
41	46.200	+0.750	11:04:18.952
42	45.816	+0.366	11:05:04.768
43	45.974	+0.524	11:05:50.742
44	45.667	+0.217	11:06:36.409
45	45.833	+0.383	11:07:22.242
46	6:12.203	+5:26.753	11:13:34.445
47	1:15.462	+30.012	11:14:49.907
48	46.125	+0.675	11:15:36.032
49	46.213	+0.763	11:16:22.245
50	45.863	+0.413	11:17:08.108
51	46.382	+0.932	11:17:54.490
52	45.733	+0.283	11:18:40.223
53	45.839	+0.389	11:19:26.062
54	45.595	+0.145	11:20:11.657
55	45.674	+0.224	11:20:57.331

(46) Novabase

Lap	Lap Tm	Diff	Time of Day
1	46.927	+1.473	10:22:04.366
2	47.552	+2.098	10:22:51.918
3	46.963	+1.509	10:23:38.881
4	46.143	+0.689	10:24:25.024
5	46.113	+0.659	10:25:11.137
6	46.134	+0.680	10:25:57.271
7	45.971	+0.517	10:26:43.242

Lap	Lap Tm	Diff	Time of Day
8	45.944	+0.490	10:27:29.186
9	46.180	+0.726	10:28:15.366
10	45.923	+0.469	10:29:01.289
11	45.864	+0.410	10:29:47.153
12	1:34.537	+49.083	10:31:21.690
13	55.398	+9.944	10:32:17.088
14	45.739	+0.285	10:33:02.827
15	45.900	+0.446	10:33:48.727
16	45.713	+0.259	10:34:34.440
17	45.906	+0.452	10:35:20.346
18	45.519	+0.065	10:36:05.865
19	46.559	+1.105	10:36:52.424
20	45.454	-	10:37:37.878
21	45.863	+0.409	10:38:23.741
22	45.623	+0.169	10:39:09.364
23	46.141	+0.687	10:39:55.505
24	1:41.609	+56.155	10:41:37.114
25	57.558	+12.104	10:42:34.672
26	48.013	+2.559	10:43:22.685
27	46.725	+1.271	10:44:09.410
28	46.384	+0.930	10:44:55.794
29	47.213	+1.759	10:45:43.007
30	46.543	+1.089	10:46:29.550
31	46.937	+1.483	10:47:16.487
32	46.506	+1.052	10:48:02.993
33	1:40.086	+54.632	10:49:43.079
34	46.855	+1.401	10:50:29.934
35	47.204	+1.750	10:51:17.138
36	46.865	+1.411	10:52:04.003
37	47.009	+1.555	10:52:51.012
38	47.305	+1.851	10:53:38.317
39	1:49.977	+1:04.523	10:55:28.294
40	57.341	+11.887	10:56:25.635
41	46.758	+1.304	10:57:12.393
42	46.808	+1.354	10:57:59.201
43	47.033	+1.579	10:58:46.234
44	46.363	+0.909	10:59:32.597
45	46.725	+1.271	11:00:19.322
46	46.574	+1.120	11:01:05.896
47	46.907	+1.453	11:01:52.803
48	46.427	+0.973	11:02:39.230
49	45.827	+0.373	11:03:25.057
50	47.187	+1.733	11:04:12.244
51	46.437	+0.983	11:04:58.681
52	46.208	+0.754	11:05:44.889
53	46.340	+0.886	11:06:31.229
54	46.564	+1.110	11:07:17.793
55	46.269	+0.815	11:08:04.062
56	46.770	+1.316	11:08:50.832
57	46.519	+1.065	11:09:37.351
58	46.675	+1.221	11:10:24.026
59	46.260	+0.806	11:11:10.286
60	46.273	+0.819	11:11:56.559
61	46.123	+0.669	11:12:42.682
62	46.883	+1.429	11:13:29.565
63	1:21.136	+35.682	11:14:50.701
64	58.223	+12.769	11:15:48.924
65	47.590	+2.136	11:16:36.514
66	47.279	+1.825	11:17:23.793
67	46.642	+1.188	11:18:10.435
68	46.910	+1.456	11:18:57.345
69	46.707	+1.253	11:19:44.052
70	46.547	+1.093	11:20:30.599
71	46.716	+1.262	11:21:17.315

(79) JFR First Stop

24 Horas Euroindy Palexpo - CPRTP 2007

24 Horas

Euroindy 0,910 Km

Treinos Cronometrados

01-06-2007 17:00

Qualify

Lap	Lap Tm	Diff	Time of Day	Lap	Lap Tm	Diff	Time of Day	Lap	Lap Tm	Diff	Time of Day
1	46.647	+1.100	10:21:49.463	6	45.585	-	10:25:54.772	4	45.888	+0.282	10:24:07.096
2	46.979	+1.432	10:22:36.442	7	2:43.085	+1:57.500	10:28:37.857	5	46.294	+0.688	10:24:53.390
3	46.338	+0.791	10:23:22.780	8	56.931	+11.346	10:29:34.788	6	45.934	+0.328	10:25:39.324
4	46.164	+0.617	10:24:08.944	9	46.470	+0.885	10:30:21.258	7	46.106	+0.500	10:26:25.430
5	45.620	+0.073	10:24:54.564	10	46.378	+0.793	10:31:07.636	8	46.458	+0.852	10:27:11.888
6	45.832	+0.285	10:25:40.396	11	46.586	+1.001	10:31:54.222	9	45.606	-	10:27:57.494
7	45.697	+0.150	10:26:26.093	12	46.794	+1.209	10:32:41.016	10	46.670	+1.064	10:28:44.164
8	46.008	+0.461	10:27:12.101	13	46.490	+0.905	10:33:27.506	11	45.979	+0.373	10:29:30.143
9	46.117	+0.570	10:27:58.218	14	1:18.315	+32.730	10:34:45.821	12	45.729	+0.123	10:30:15.872
10	46.382	+0.835	10:28:44.600	15	58.843	+13.258	10:35:44.664	13	45.849	+0.243	10:31:01.721
11	53.890	+8.343	10:29:38.490	16	48.688	+3.103	10:36:33.352	14	45.717	+0.111	10:31:47.438
12	45.830	+0.283	10:30:24.320	17	46.825	+1.240	10:37:20.177	15	46.576	+0.970	10:32:34.014
13	47.006	+1.459	10:31:11.326	18	47.260	+1.675	10:38:07.437	16	47.218	+1.612	10:33:21.232
14	45.913	+0.366	10:31:57.239	19	46.311	+0.726	10:38:53.748	17	45.871	+0.265	10:34:07.103
15	45.739	+0.192	10:32:42.978	20	46.364	+0.779	10:39:40.112	18	45.958	+0.352	10:34:53.061
16	46.041	+0.494	10:33:29.019	21	1:23.956	+38.371	10:41:04.068	19	45.924	+0.318	10:35:38.985
17	45.644	+0.097	10:34:14.663	22	58.531	+12.946	10:42:02.599	20	45.872	+0.266	10:36:24.857
18	46.275	+0.728	10:35:00.938	23	46.172	+0.587	10:42:48.771	21	45.805	+0.199	10:37:10.662
19	45.798	+0.251	10:35:46.736	24	46.142	+0.557	10:43:34.913	22	46.023	+0.417	10:37:56.685
20	1:28.841	+43.294	10:37:15.577	25	46.021	+0.436	10:44:20.934	23	46.105	+0.499	10:38:42.790
21	53.671	+8.124	10:38:09.248	26	46.403	+0.818	10:45:07.337	24	45.828	+0.222	10:39:28.618
22	45.965	+0.418	10:38:55.213	27	46.144	+0.559	10:45:53.481	25	46.100	+0.494	10:40:14.718
23	46.209	+0.662	10:39:41.422	28	46.758	+1.173	10:46:40.239	26	45.996	+0.390	10:41:00.714
24	46.070	+0.523	10:40:27.492	29	46.344	+0.759	10:47:26.583	27	45.784	+0.178	10:41:46.498
25	45.670	+0.123	10:41:13.162	30	46.499	+0.914	10:48:13.082	28	46.332	+0.726	10:42:32.830
26	45.547	-	10:41:58.709	31	46.409	+0.824	10:48:59.491	29	45.732	+0.126	10:43:18.562
27	45.766	+0.219	10:42:44.475	32	45.908	+0.323	10:49:45.399	30	46.111	+0.505	10:44:04.673
28	45.868	+0.321	10:43:30.343	33	46.194	+0.609	10:50:31.593	31	45.662	+0.056	10:44:50.335
29	45.971	+0.424	10:44:16.314	34	46.342	+0.757	10:51:17.935	32	45.784	+0.178	10:45:36.119
30	46.080	+0.533	10:45:02.394	35	46.385	+0.800	10:52:04.320	33	45.753	+0.147	10:46:21.872
31	45.836	+0.289	10:45:48.230	36	1:07.483	+21.898	10:53:11.803	34	1:25.158	+39.552	10:47:47.030
32	45.894	+0.347	10:46:34.124	37	1:30.716	+45.131	10:54:42.519	35	58.564	+12.958	10:48:45.594
33	45.820	+0.273	10:47:19.944	38	1:03.374	+17.789	10:55:45.893	36	47.611	+2.005	10:49:33.205
34	45.689	+0.142	10:48:05.633	39	47.179	+1.594	10:56:33.072	37	47.280	+1.674	10:50:20.485
35	45.835	+0.288	10:48:51.468	40	46.851	+1.266	10:57:19.923	38	1:30.604	+44.998	10:51:51.089
36	48.632	+3.085	10:49:40.100	41	46.914	+1.329	10:58:06.837	39	1:07.764	+22.158	10:52:58.853
37	45.995	+0.448	10:50:26.095	42	46.448	+0.863	10:58:53.285	40	50.829	+5.223	10:53:49.682
38	45.915	+0.368	10:51:12.010	43	46.552	+0.967	10:59:39.837	41	49.755	+4.149	10:54:39.437
39	45.750	+0.203	10:51:57.760	44	1:31.523	+45.938	11:01:11.360	42	1:34.492	+48.886	10:56:13.929
40	45.801	+0.254	10:52:43.561	45	54.611	+9.026	11:02:05.971	43	1:05.711	+20.105	10:57:19.640
41	46.266	+0.719	10:53:29.827	46	46.826	+1.241	11:02:52.797	44	49.546	+3.940	10:58:09.186
42	45.980	+0.433	10:54:15.807	47	46.478	+0.893	11:03:39.275	45	47.752	+2.146	10:58:56.938
43	1:41.458	+55.911	10:55:57.265	48	46.492	+0.907	11:04:25.767	46	1:34.622	+49.016	11:00:31.560
44	1:34.455	+48.908	10:57:31.720	49	46.940	+1.355	11:05:12.707	47	58.281	+12.675	11:01:29.841
45	47.509	+1.962	10:58:19.229	50	46.501	+0.916	11:05:59.208	48	47.175	+1.569	11:02:17.016
46	47.321	+1.774	10:59:06.550	51	1:36.706	+51.121	11:07:35.914	49	47.320	+1.714	11:03:04.336
47	47.133	+1.586	10:59:53.683	52	1:06.712	+21.127	11:08:42.626	50	1:25.190	+39.584	11:04:29.526
48	47.059	+1.512	11:00:40.742	53	47.145	+1.560	11:09:29.771	51	1:05.682	+20.076	11:05:35.208
49	46.716	+1.169	11:01:27.458	54	47.056	+1.471	11:10:16.827	52	48.727	+3.121	11:06:23.935
50	46.807	+1.260	11:02:14.265	55	46.728	+1.143	11:11:03.555	53	48.712	+3.106	11:07:12.647
51	47.210	+1.663	11:03:01.475	56	46.505	+0.920	11:11:50.060	54	47.901	+2.295	11:08:00.548
52	47.228	+1.681	11:03:48.703	57	46.442	+0.857	11:12:36.502	55	47.961	+2.355	11:08:48.509
53	47.027	+1.480	11:04:35.730	58	46.334	+0.749	11:13:22.836	56	48.048	+2.442	11:09:36.557
54	47.025	+1.478	11:05:22.755	59	46.668	+1.083	11:14:09.504	57	1:34.658	+49.052	11:11:11.215
55	46.980	+1.433	11:06:09.735	60	1:29.059	+43.474	11:15:38.563	58	1:15.706	+30.100	11:12:26.921
56	46.773	+1.226	11:06:56.508	61	1:35.718	+50.133	11:17:14.281	59	50.688	+5.082	11:13:17.609
57	46.971	+1.424	11:07:43.479	62	45.856	+0.271	11:18:00.137	60	50.692	+5.086	11:14:08.301
58	47.003	+1.456	11:08:30.482	63	45.723	+0.138	11:18:45.860	61	49.630	+4.024	11:14:57.931
59	1:41.815	+56.268	11:10:12.297	64	45.839	+0.254	11:19:31.699	62	49.533	+3.927	11:15:47.464
				65	45.688	+0.103	11:20:17.387	63	48.685	+3.079	11:16:36.149
				66	45.782	+0.197	11:21:03.169	64	48.711	+3.105	11:17:24.860
								65	48.866	+3.260	11:18:13.726
								66	49.185	+3.579	11:19:02.911
								67	48.314	+2.708	11:19:51.225
								68	48.709	+3.103	11:20:39.934
								69	48.953	+3.347	11:21:28.887

(1) RTP / CORTIBET			
Lap	Lap Tm	Diff	Time of Day
1	47.111	+1.526	10:22:04.085
2	46.816	+1.231	10:22:50.901
3	46.138	+0.553	10:23:37.039
4	46.039	+0.454	10:24:23.078
5	46.109	+0.524	10:25:09.187

(24) Ordem Engenheiros			
Lap	Lap Tm	Diff	Time of Day
1	46.328	+0.722	10:21:48.767
2	46.404	+0.798	10:22:35.171
3	46.037	+0.431	10:23:21.208

24 Horas Euroindy Palexpo - CPRTP 2007

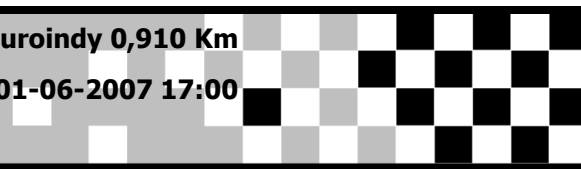
24 Horas

Treinos Cronometrados

Qualify

Euroindy 0,910 Km

01-06-2007 17:00



Lap	Lap Tm	Diff	Time of Day
(51) Kartodromo de Oia			
1	46.927	+1.303	10:21:38.471
2	45.992	+0.368	10:22:24.463
3	45.958	+0.334	10:23:10.421
4	46.396	+0.772	10:23:56.817
5	46.147	+0.523	10:24:42.964
6	1:11.169	+25.545	10:25:54.133
7	1:29.522	+43.898	10:27:23.655
8	45.681	+0.057	10:28:09.336
9	45.687	+0.063	10:28:55.023
10	1:26.547	+40.923	10:30:21.570
11	55.578	+9.954	10:31:17.148
12	46.005	+0.381	10:32:03.153
13	45.989	+0.365	10:32:49.142
14	46.206	+0.582	10:33:35.348
15	47.458	+1.834	10:34:22.806
16	46.439	+0.815	10:35:09.245
17	46.324	+0.700	10:35:55.569
18	45.747	+0.123	10:36:41.316
19	45.777	+0.153	10:37:27.093
20	45.624	-	10:38:12.717
21	45.948	+0.324	10:38:58.665
22	46.101	+0.477	10:39:44.766
23	45.920	+0.296	10:40:30.686
24	45.736	+0.112	10:41:16.422
25	1:38.247	+52.623	10:42:54.669
26	56.606	+10.982	10:43:51.275
27	47.040	+1.416	10:44:38.315
28	47.194	+1.570	10:45:25.509
29	46.865	+1.241	10:46:12.374
30	46.519	+0.895	10:46:58.893
31	46.506	+0.882	10:47:45.399
32	46.545	+0.921	10:48:31.944
33	48.200	+2.576	10:49:20.144
34	47.356	+1.732	10:50:07.500
35	46.671	+1.047	10:50:54.171
36	46.764	+1.140	10:51:40.935
37	46.950	+1.326	10:52:27.885
38	48.065	+2.441	10:53:15.950
39	46.210	+0.586	10:54:02.160
40	47.414	+1.790	10:54:49.574
41	46.512	+0.888	10:55:36.086
42	46.682	+1.058	10:56:22.768
43	1:29.398	+43.774	10:57:52.166
44	1:09.890	+24.266	10:59:02.056
45	47.922	+2.298	10:59:49.978
46	47.693	+2.069	11:00:37.671
47	48.685	+3.061	11:01:26.356
48	48.547	+2.923	11:02:14.903
49	47.615	+1.991	11:03:02.518
50	47.395	+1.771	11:03:49.913
51	47.227	+1.603	11:04:37.140
52	47.079	+1.455	11:05:24.219
53	46.952	+1.328	11:06:11.171
54	1:41.264	+55.640	11:07:52.435
55	57.730	+12.106	11:08:50.165
56	47.803	+2.179	11:09:37.968
57	46.678	+1.054	11:10:24.646
58	46.441	+0.817	11:11:11.087
59	47.383	+1.759	11:11:58.470
60	46.786	+1.162	11:12:45.256
61	46.852	+1.228	11:13:32.108
62	1:29.688	+44.064	11:15:01.796
63	56.537	+10.913	11:15:58.333
64	48.776	+3.152	11:16:47.109

Lap	Lap Tm	Diff	Time of Day
65	47.237	+1.613	11:17:34.346
66	47.503	+1.879	11:18:21.849
67	46.853	+1.229	11:19:08.702
68	46.726	+1.102	11:19:55.428
69	46.675	+1.051	11:20:42.103
70	47.231	+1.607	11:21:29.334

Lap	Lap Tm	Diff	Time of Day
(10) (I) Clube Millennium bcp			
1	54.405	+8.686	10:22:12.268
2	46.455	+0.736	10:22:58.723
3	46.318	+0.599	10:23:45.041
4	46.301	+0.582	10:24:31.342
5	46.052	+0.333	10:25:17.394
6	46.081	+0.362	10:26:03.475
7	46.202	+0.483	10:26:49.677
8	46.176	+0.457	10:27:35.853
9	46.120	+0.401	10:28:21.973
10	1:28.325	+42.606	10:29:50.298
11	59.307	+13.588	10:30:49.605
12	47.749	+2.030	10:31:37.354
13	46.741	+1.022	10:32:24.095
14	46.912	+1.193	10:33:11.007
15	16:51.926	+16:06.207	10:50:02.933
16	1:01.426	+15.707	10:51:04.359
17	46.456	+0.737	10:51:50.815
18	46.133	+0.414	10:52:36.948
19	46.072	+0.353	10:53:23.020
20	1:42.035	+56.316	10:55:05.055
21	57.152	+11.433	10:56:02.207
22	45.873	+0.154	10:56:48.080
23	46.222	+0.503	10:57:34.302
24	46.044	+0.325	10:58:20.346
25	46.650	+0.931	10:59:06.996
26	45.981	+0.262	10:59:52.977
27	45.719	-	11:00:38.696
28	46.194	+0.475	11:01:24.890
29	8:51.900	+8:06.181	11:10:16.790
30	51.522	+5.803	11:11:08.312
31	45.818	+0.099	11:11:54.130
32	46.200	+0.481	11:12:40.330
33	46.060	+0.341	11:13:26.390
34	45.782	+0.063	11:14:12.172
35	45.895	+0.176	11:14:58.067
36	45.841	+0.122	11:15:43.908

Lap	Lap Tm	Diff	Time of Day
(5) J. Soares Correia			
1	47.458	+1.734	10:21:40.006
2	46.456	+0.732	10:22:26.462
3	46.042	+0.318	10:23:12.504
4	46.039	+0.315	10:23:58.543
5	46.567	+0.843	10:24:45.110
6	46.691	+0.967	10:25:31.801
7	46.480	+0.756	10:26:18.281
8	46.253	+0.529	10:27:04.534
9	45.748	+0.024	10:27:50.282
10	45.815	+0.091	10:28:36.097
11	46.641	+0.917	10:29:22.738
12	45.724	-	10:30:08.462
13	1:30.544	+44.820	10:31:39.006
14	55.975	+10.251	10:32:34.981
15	47.007	+1.283	10:33:21.988
16	47.006	+1.282	10:34:08.994
17	46.013	+0.289	10:34:55.007
18	46.370	+0.646	10:35:41.377
19	46.217	+0.493	10:36:27.594
20	1:22.862	+37.138	10:37:50.456

Lap	Lap Tm	Diff	Time of Day
21	53.889	+8.165	10:38:44.345
22	46.503	+0.779	10:39:30.848
23	46.407	+0.323	10:40:16.895
24	46.736	+1.012	10:41:03.631
25	46.080	+0.356	10:41:49.711
26	1:18.690	+32.966	10:43:08.401
27	58.642	+12.918	10:44:07.043
28	46.197	+0.473	10:44:53.240
29	46.350	+0.626	10:45:39.590
30	46.201	+0.477	10:46:25.791
31	46.057	+0.333	10:47:11.848
32	46.090	+0.366	10:47:57.938
33	46.151	+0.427	10:48:44.089
34	46.183	+0.459	10:49:30.272
35	45.918	+0.194	10:50:16.190
36	46.550	+0.826	10:51:02.740
37	45.880	+0.156	10:51:48.620
38	7:49.748	+7:04.024	10:59:38.368
39	54.603	+8.879	11:00:32.971
40	47.785	+2.061	11:01:20.756
41	46.957	+1.233	11:02:07.713
42	1:26.107	+40.383	11:03:33.820
43	1:00.228	+14.504	11:04:34.048
44	46.494	+0.770	11:05:20.542
45	46.708	+0.984	11:06:07.250
46	1:33.476	+47.752	11:07:40.726
47	1:03.127	+17.403	11:08:43.853
48	47.261	+1.537	11:09:31.114
49	47.279	+1.555	11:10:18.393
50	1:22.330	+36.606	11:11:40.723
51	54.528	+8.804	11:12:35.251
52	46.068	+0.344	11:13:21.319
53	46.304	+0.580	11:14:07.623
54	45.997	+0.273	11:14:53.620
55	46.060	+0.336	11:15:39.680
56	46.026	+0.302	11:16:25.706
57	45.902	+0.178	11:17:11.608
58	45.821	+0.097	11:17:57.429
59	45.945	+0.221	11:18:43.374
60	45.905	+0.181	11:19:29.279
61	45.901	+0.177	11:20:15.180
62	45.998	+0.274	11:21:01.178

Lap	Lap Tm	Diff	Time of Day
(102) C.Benfica Baixa Banheira			
1	47.426	+1.631	10:21:40.588
2	46.363	+0.568	10:22:26.951
3	46.234	+0.439	10:23:13.185
4	45.954	+0.159	10:23:59.139
5	1:23.954	+38.159	10:25:23.093
6	54.123	+8.328	10:26:17.216
7	46.091	+0.296	10:27:03.307
8	46.264	+0.469	10:27:49.571
9	46.283	+0.488	10:28:35.854
10	47.083	+1.288	10:29:22.937
11	45.902	+0.107	10:30:08.839
12	5:00.142	+4:14.347	10:35:08.981
13	54.069	+8.274	10:36:03.050
14	48.292	+2.497	10:36:51.342
15	45.946	+0.151	10:37:37.288
16	45.797	+0.002	10:38:23.085
17	46.022	+0.227	10:39:09.107
18	45.900	+0.105	10:39:55.007
19	45.795	-	10:40:40.802
20	45.858	+0.063	10:41:26.660
21	11:37.866	+10:52.071	10:53:04.526
22	59.104	+13.309	10:54:03.630

24 Horas Euroindy Palexpo - CPRTP 2007

24 Horas

Euroindy 0,910 Km

Treinos Cronometrados

01-06-2007 17:00

Qualify

Lap	Lap Tm	Diff	Time of Day	Lap	Lap Tm	Diff	Time of Day	Lap	Lap Tm	Diff	Time of Day
23	49.906	+4.111	10:54:53.536	38	56.288	+10.452	10:53:15.789	31	48.139	+2.216	10:49:34.433
24	46.493	+0.698	10:55:40.029	39	48.421	+2.585	10:54:04.210	32	48.058	+2.135	10:50:22.491
25	47.143	+1.348	10:56:27.172	40	47.616	+1.780	10:54:51.826	33	1:16.647	+30.724	10:51:39.138
26	46.927	+1.132	10:57:14.099	41	47.742	+1.906	10:55:39.568	34	48.635	+2.712	10:52:27.773
27	46.203	+0.408	10:58:00.302	42	1:25.798	+39.962	10:57:05.366	35	48.542	+2.619	10:53:16.315
28	46.559	+0.764	10:58:46.861	43	54.565	+8.729	10:57:59.931	36	48.254	+2.331	10:54:04.569
29	46.221	+0.426	10:59:33.082	44	46.537	+0.701	10:58:46.468	37	1:36.479	+50.556	10:55:41.048
30	46.378	+0.583	11:00:19.460	45	47.389	+1.553	10:59:33.857	38	1:29.973	+44.050	10:57:11.021
31	1:29.036	+43.241	11:01:48.496	46	46.280	+0.444	11:00:20.137	39	54.197	+8.274	10:58:05.218
32	1:00.650	+14.855	11:02:49.146	47	46.213	+0.377	11:01:06.350	40	46.808	+0.885	10:58:52.026
33	46.386	+0.591	11:03:35.532	48	46.193	+0.357	11:01:52.543	41	46.543	+0.620	10:59:38.569
34	46.281	+0.486	11:04:21.813	49	45.876	+0.040	11:02:38.419	42	46.295	+0.372	11:00:24.864
35	46.284	+0.489	11:05:08.097	50	46.347	+0.511	11:03:24.766	43	46.335	+0.412	11:01:11.199
36	46.439	+0.644	11:05:54.536	51	48.662	+2.826	11:04:13.428	44	46.352	+0.429	11:01:57.551
37	46.783	+0.988	11:06:41.319	52	46.578	+0.742	11:05:00.006	45	46.467	+0.544	11:02:44.018
38	1:16.329	+30.534	11:07:57.648	53	1:27.377	+41.541	11:06:27.383	46	46.368	+0.445	11:03:30.386
39	52.915	+7.120	11:08:50.563	54	57.199	+11.363	11:07:24.582	47	47.064	+1.141	11:04:17.450
40	46.632	+0.837	11:09:37.195	55	47.498	+1.662	11:08:12.080	48	46.308	+0.385	11:05:03.758
41	1:39.640	+53.845	11:11:16.835	56	46.304	+0.468	11:08:58.384	49	46.191	+0.268	11:05:49.949
42	1:07.631	+21.836	11:12:24.466	57	46.342	+0.506	11:09:44.726	50	46.064	+0.141	11:06:36.013
43	47.764	+1.969	11:13:12.230	58	46.240	+0.404	11:10:30.966	51	46.052	+0.129	11:07:22.065
44	1:26.078	+40.283	11:14:38.308	59	46.319	+0.483	11:11:17.285	52	46.199	+0.276	11:08:08.264
45	55.926	+10.131	11:15:34.234	60	46.517	+0.681	11:12:03.802	53	45.923	-	11:08:54.187
46	46.884	+1.089	11:16:21.118	61	46.660	+0.824	11:12:50.462	54	46.007	+0.084	11:09:40.194
47	46.720	+0.925	11:17:07.838	62	1:07.373	+21.537	11:13:57.835	55	46.125	+0.202	11:10:26.319
48	47.645	+1.850	11:17:55.483	63	47.456	+1.620	11:14:45.291	56	1:28.139	+42.216	11:11:54.458
49	46.904	+1.109	11:18:42.387	64	46.603	+0.767	11:15:31.894	57	1:00.561	+14.638	11:12:55.019
(100) (II) Clube Millennium bcp				65	46.141	+0.305	11:16:18.035	58	47.614	+1.691	11:13:42.633
1	48.563	+2.727	10:21:48.208	66	46.593	+0.757	11:17:04.628	59	46.649	+0.726	11:14:29.282
2	47.841	+2.005	10:22:36.049	67	46.401	+0.565	11:17:51.029	60	47.006	+1.083	11:15:16.288
3	48.369	+2.533	10:23:24.418	68	46.626	+0.790	11:18:37.655	61	47.094	+1.171	11:16:03.382
4	46.852	+1.016	10:24:11.270	69	46.243	+0.407	11:19:23.898	62	46.433	+0.510	11:16:49.815
5	46.554	+0.718	10:24:57.824	70	45.962	+0.126	11:20:09.860	63	47.867	+1.944	11:17:37.682
6	46.960	+1.124	10:25:44.784	71	46.469	+0.633	11:20:56.329	64	46.481	+0.558	11:18:24.163
7	46.247	+0.411	10:26:31.031	(33) Team Monte Adriano				65	46.684	+0.761	11:19:10.847
8	46.341	+0.505	10:27:17.372	1	54.229	+8.306	10:22:03.358	66	48.755	+2.832	11:19:59.602
9	46.772	+0.936	10:28:04.144	2	1:36.866	+50.943	10:23:40.224	67	46.935	+1.012	11:20:46.537
10	1:32.804	+46.968	10:29:36.948	3	1:03.904	+17.981	10:24:44.128	68	49.701	+3.778	11:21:36.238
11	58.264	+12.428	10:30:35.212	4	51.163	+5.240	10:25:35.291	(73) Fiat / Ecopavi			
12	46.614	+0.778	10:31:21.826	5	49.841	+3.918	10:26:25.132	1	49.551	+3.564	10:22:03.740
13	46.244	+0.408	10:32:08.070	6	50.672	+4.749	10:27:15.804	2	48.435	+2.448	10:22:52.175
14	46.251	+0.415	10:32:54.321	7	49.283	+3.360	10:28:05.087	3	47.759	+1.772	10:23:39.934
15	46.026	+0.190	10:33:40.347	8	49.420	+3.497	10:28:54.507	4	46.775	+0.788	10:24:26.709
16	46.104	+0.268	10:34:26.451	9	49.003	+3.080	10:29:43.510	5	1:38.771	+52.784	10:26:05.480
17	46.304	+0.468	10:35:12.755	10	49.601	+3.678	10:30:33.111	6	1:00.654	+14.667	10:27:06.134
18	46.162	+0.326	10:35:58.917	11	50.407	+4.484	10:31:23.518	7	48.676	+2.689	10:27:54.810
19	46.691	+0.855	10:36:45.608	12	49.254	+3.331	10:32:12.772	8	48.807	+2.820	10:28:43.617
20	46.301	+0.465	10:37:31.909	13	48.484	+2.561	10:33:01.256	9	48.470	+2.483	10:29:32.087
21	46.235	+0.399	10:38:18.144	14	1:03.286	+17.363	10:34:04.542	10	47.942	+1.955	10:30:20.029
22	46.321	+0.485	10:39:04.465	15	49.736	+3.813	10:34:54.278	11	47.516	+1.529	10:31:07.545
23	46.415	+0.579	10:39:50.880	16	50.133	+4.210	10:35:44.411	12	1:26.540	+40.553	10:32:34.085
24	46.198	+0.362	10:40:37.078	17	1:41.425	+55.502	10:37:25.836	13	57.853	+11.866	10:33:31.938
25	46.150	+0.314	10:41:23.228	18	1:33.433	+47.510	10:38:59.269	14	48.014	+2.027	10:34:19.952
26	1:29.805	+43.969	10:42:53.033	19	57.858	+11.935	10:39:57.127	15	47.875	+1.888	10:35:07.827
27	57.785	+11.949	10:43:50.818	20	47.912	+1.989	10:40:45.039	16	47.540	+1.553	10:35:55.367
28	46.805	+0.969	10:44:37.623	21	48.192	+2.269	10:41:33.231	17	47.609	+1.622	10:36:42.976
29	46.537	+0.701	10:45:24.160	22	47.840	+1.917	10:42:21.071	18	47.698	+1.711	10:37:30.674
30	45.836	-	10:46:09.996	23	47.554	+1.631	10:43:08.625	19	47.386	+1.399	10:38:18.060
31	46.350	+0.514	10:46:56.346	24	47.716	+1.793	10:43:56.341	20	47.368	+1.381	10:39:05.428
32	46.020	+0.184	10:47:42.366	25	47.537	+1.614	10:44:43.878	21	47.119	+1.132	10:39:52.547
33	46.137	+0.301	10:48:28.503	26	47.757	+1.834	10:45:31.635	22	1:28.375	+42.388	10:41:20.922
34	46.616	+0.780	10:49:15.119	27	48.014	+2.091	10:46:19.649	23	58.139	+12.152	10:42:19.061
35	46.606	+0.770	10:50:01.725	28	48.408	+2.485	10:47:08.057	24	47.164	+1.177	10:43:06.225
36	46.570	+0.734	10:50:48.295	29	48.794	+2.871	10:47:56.851	25	47.597	+1.610	10:43:53.822
37	1:31.206	+45.370	10:52:19.501	30	49.443	+3.520	10:48:46.294	26	46.839	+0.852	10:44:40.661

24 Horas Euroindy Palexpo - CPRTP 2007


24 Horas

Treinos Cronometrados

Qualify

Euroindy 0,910 Km

01-06-2007 17:00



Lap	Lap Tm	Diff	Time of Day
27	47.078	+1.091	10:45:27.739
28	47.129	+1.142	10:46:14.868
29	47.897	+1.910	10:47:02.765
30	46.756	+0.769	10:47:49.521
31	47.338	+1.351	10:48:36.859
32	46.706	+0.719	10:49:23.565
33	47.514	+1.527	10:50:11.079
34	46.562	+0.575	10:50:57.641
35	46.576	+0.589	10:51:44.217
36	1:41.320	+55.333	10:53:25.537
37	18:06.374	+17:20.387	11:11:31.911
38	1:01.435	+15.448	11:12:33.346
39	46.631	+0.644	11:13:19.977
40	47.881	+1.894	11:14:07.858
41	46.351	+0.364	11:14:54.209
42	1:36.897	+50.910	11:16:31.106
43	55.859	+9.872	11:17:26.965
44	46.892	+0.905	11:18:13.857
45	46.050	+0.063	11:18:59.907
46	46.251	+0.264	11:19:46.158
47	45.987	-	11:20:32.145
48	46.094	+0.107	11:21:18.239

(39) L2 Spirit

1	47.430	+1.430	10:21:42.258
2	47.726	+1.726	10:22:29.984
3	1:16.553	+30.553	10:23:46.537
4	47.340	+1.340	10:24:33.877
5	47.174	+1.174	10:25:21.051
6	46.851	+0.851	10:26:07.902
7	46.750	+0.750	10:26:54.652
8	46.874	+0.874	10:27:41.526
9	46.371	+0.371	10:28:27.897
10	46.443	+0.443	10:29:14.340
11	46.435	+0.435	10:30:00.775
12	46.801	+0.801	10:30:47.576
13	46.991	+0.991	10:31:34.567
14	1:37.649	+51.649	10:33:12.216
15	1:03.549	+17.549	10:34:15.765
16	46.188	+0.188	10:35:01.953
17	46.694	+0.694	10:35:48.647
18	46.947	+0.947	10:36:35.594
19	46.099	+0.099	10:37:21.693
20	46.278	+0.278	10:38:07.971
21	48.432	+2.432	10:38:56.403
22	46.000	-	10:39:42.403
23	46.083	+0.083	10:40:28.486
24	46.497	+0.497	10:41:14.983
25	46.452	+0.452	10:42:01.435
26	46.129	+0.129	10:42:47.564
27	46.485	+0.485	10:43:34.049
28	46.493	+0.493	10:44:20.542
29	1:37.504	+51.504	10:45:58.046
30	1:07.227	+21.227	10:47:05.273
31	51.980	+5.980	10:47:57.253
32	50.677	+4.677	10:48:47.930
33	50.459	+4.459	10:49:38.389
34	49.072	+3.072	10:50:27.461
35	49.528	+3.528	10:51:16.989
36	48.615	+2.615	10:52:05.604
37	11:25.339	+10:39.339	11:03:30.943
38	1:01.166	+15.166	11:04:32.109
39	46.978	+0.978	11:05:19.087
40	46.638	+0.638	11:06:05.725
41	46.821	+0.821	11:06:52.546
42	46.629	+0.629	11:07:39.175

Lap	Lap Tm	Diff	Time of Day
43	46.880	+0.880	11:08:26.055
44	46.746	+0.746	11:09:12.801
45	46.952	+0.952	11:09:59.753
46	47.326	+1.326	11:10:47.079
47	1:42.348	+56.348	11:12:29.427
48	1:05.028	+19.028	11:13:34.455
49	48.208	+2.208	11:14:22.663
50	48.464	+2.464	11:15:11.127
51	47.810	+1.810	11:15:58.937
52	48.725	+2.725	11:16:47.662
53	47.706	+1.706	11:17:35.368
54	47.926	+1.926	11:18:23.294
55	47.404	+1.404	11:19:10.698
56	47.510	+1.510	11:19:58.208
57	47.897	+1.897	11:20:46.105
58	48.415	+2.415	11:21:34.520

(22) Generali Team/PI-Racing

1	47.989	+1.989	10:21:37.816
2	47.322	+1.322	10:22:25.138
3	46.621	+0.621	10:23:11.759
4	46.655	+0.655	10:23:58.414
5	46.472	+0.472	10:24:44.886
6	48.024	+2.024	10:25:32.910
7	46.875	+0.875	10:26:19.785
8	48.043	+2.043	10:27:07.828
9	47.212	+1.212	10:27:55.040
10	1:27.515	+41.515	10:29:22.555
11	1:36.990	+50.990	10:30:59.545
12	47.236	+1.236	10:31:46.781
13	47.109	+1.109	10:32:33.890
14	47.997	+1.997	10:33:21.887
15	49.335	+3.335	10:34:11.222
16	46.941	+0.941	10:34:58.163
17	47.292	+1.292	10:35:45.455
18	47.361	+1.361	10:36:32.816
19	1:50.950	+1:04.950	10:38:23.766
20	1:03.994	+17.994	10:39:27.760
21	54.435	+8.435	10:40:22.195
22	47.181	+1.181	10:41:09.376
23	47.160	+1.160	10:41:56.536
24	47.193	+1.193	10:42:43.729
25	47.755	+1.755	10:43:31.484
26	46.972	+0.972	10:44:18.456
27	46.900	+0.900	10:45:05.356
28	46.869	+0.869	10:45:52.225
29	1:35.762	+49.762	10:47:27.987
30	57.663	+11.663	10:48:25.650
31	48.033	+2.033	10:49:13.683
32	47.920	+1.920	10:50:01.603
33	47.423	+1.423	10:50:49.026
34	47.063	+1.063	10:51:36.089
35	47.283	+1.283	10:52:23.372
36	47.454	+1.454	10:53:10.826
37	47.162	+1.162	10:53:57.988
38	47.193	+1.193	10:54:45.181
39	47.074	+1.074	10:55:32.255
40	47.321	+1.321	10:56:19.576
41	46.852	+0.852	10:57:06.428
42	1:20.389	+34.389	10:58:26.817
43	55.421	+9.421	10:59:22.238
44	46.425	+0.425	11:00:08.663
45	46.428	+0.428	11:00:55.091
46	46.493	+0.493	11:01:41.584
47	46.520	+0.520	11:02:28.104
48	46.414	+0.414	11:03:14.518

Lap	Lap Tm	Diff	Time of Day
49	46.369	+0.369	11:04:00.887
50	46.898	+0.898	11:04:47.785
51	47.145	+1.145	11:05:34.930
52	46.000	-	11:06:20.930
53	46.148	+0.148	11:07:07.078
54	46.000	-	11:07:53.078
55	1:30.201	+44.201	11:09:23.279
56	57.576	+11.576	11:10:20.855
57	46.577	+0.577	11:11:07.432
58	46.427	+0.427	11:11:53.859
59	46.193	+0.193	11:12:40.052
60	47.221	+1.221	11:13:27.273
61	46.286	+0.286	11:14:13.559
62	46.400	+0.400	11:14:59.599
63	46.727	+0.727	11:15:46.326
64	46.094	+0.094	11:16:32.420
65	48.336	+2.336	11:17:20.756
66	46.300	+0.300	11:18:07.056
67	46.126	+0.126	11:18:53.182
68	46.208	+0.208	11:19:39.390
69	46.127	+0.127	11:20:25.517
70	48.919	+2.919	11:21:14.436

(90) BPI-5GLEilocarTeam

1	46.493	+0.352	10:21:43.831
2	46.899	+0.758	10:22:30.730
3	46.935	+0.794	10:23:17.665
4	46.406	+0.265	10:24:04.071
5	46.373	+0.232	10:24:50.444
6	46.523	+0.382	10:25:36.967
7	46.761	+0.620	10:26:23.728
8	46.177	+0.036	10:27:09.905
9	46.419	+0.278	10:27:56.324
10	46.609	+0.468	10:28:42.933
11	1:31.677	+45.536	10:30:14.610
12	57.948	+11.807	10:31:12.558
13	46.977	+0.836	10:31:59.535
14	46.514	+0.373	10:32:46.049
15	46.764	+0.623	10:33:32.813
16	46.760	+0.619	10:34:19.573
17	46.974	+0.833	10:35:06.547
18	47.068	+0.927	10:35:53.615
19	46.920	+0.779	10:36:40.535
20	46.427	+0.286	10:37:26.962
21	46.870	+0.729	10:38:13.832
22	46.141	-	10:38:59.973
23	46.516	+0.375	10:39:46.489
24	46.476	+0.335	10:40:32.965
25	46.656	+0.515	10:41:19.621
26	47.235	+1.094	10:42:06.856
27	1:38.398	+52.257	10:43:45.254
28	2:00.267	+1:14.126	10:45:45.521
29	56.419	+10.278	10:46:41.940
30	52.350	+6.209	10:47:34.290
31	52.175	+6.034	10:48:26.465
32	53.451	+7.310	10:49:19.916
33	52.804	+6.663	10:50:12.720
34	51.935	+5.794	10:51:04.655
35	51.760	+5.619	10:51:56.415
36	50.212	+4.071	10:52:46.627
37	57.279	+11.138	10:53:43.906
38	50.949	+4.808	10:54:34.855
39	51.232	+5.091	10:55:26.087
40	50.486	+4.345	10:56:16.573
41	2:14.862	+1:28.721	10:58:31.435
42	1:43.407	+57.266	11:00:14.842

24 Horas Euroindy Palexpo - CPRTP 2007

24 Horas

Euroindy 0,910 Km

Treinos Cronometrados

01-06-2007 17:00

Qualify

Lap	Lap Tm	Diff	Time of Day
43	1:05.436	+19.295	11:01:20.278
44	48.558	+2.417	11:02:08.836
45	47.451	+1.310	11:02:56.287
46	46.993	+0.852	11:03:43.280
47	47.048	+0.907	11:04:30.328
48	46.786	+0.645	11:05:17.114

(67) T L K

1	58.289	+12.123	10:32:32.999
2	48.685	+2.519	10:33:21.684
3	46.689	+0.523	10:34:08.373
4	47.248	+1.082	10:34:55.621
5	46.728	+0.562	10:35:42.349
6	46.624	+0.458	10:36:28.973
7	46.576	+0.410	10:37:15.549
8	46.652	+0.486	10:38:02.201
9	47.084	+0.918	10:38:49.285
10	46.989	+0.823	10:39:36.274
11	46.821	+0.655	10:40:23.095
12	1:41.720	+55.554	10:42:04.815
13	57.456	+11.290	10:43:02.271
14	48.232	+2.066	10:43:50.503
15	47.499	+1.333	10:44:38.002
16	47.201	+1.035	10:45:25.203
17	47.529	+1.363	10:46:12.732
18	46.701	+0.535	10:46:59.433
19	47.084	+0.918	10:47:46.517
20	47.427	+1.261	10:48:33.944
21	47.147	+0.981	10:49:21.091
22	1:25.890	+39.724	10:50:46.981
23	1:00.332	+14.166	10:51:47.313
24	47.200	+1.034	10:52:34.513
25	46.488	+0.322	10:53:21.001
26	46.474	+0.308	10:54:07.475
27	47.671	+1.505	10:54:55.146
28	46.340	+0.174	10:55:41.486
29	46.516	+0.350	10:56:28.002
30	46.397	+0.231	10:57:14.399
31	46.166	-	10:58:00.565
32	46.701	+0.535	10:58:47.266
33	1:28.914	+42.748	11:00:16.180
34	1:04.155	+17.989	11:01:20.335
35	47.065	+0.899	11:02:07.400
36	47.330	+1.164	11:02:54.730
37	46.726	+0.560	11:03:41.456
38	46.595	+0.429	11:04:28.051
39	47.342	+1.176	11:05:15.393
40	46.389	+0.223	11:06:01.782
41	46.736	+0.570	11:06:48.518
42	46.318	+0.152	11:07:34.836
43	46.271	+0.105	11:08:21.107
44	1:35.932	+49.766	11:09:57.039
45	1:26.551	+40.385	11:11:23.590
46	48.049	+1.883	11:12:11.639
47	48.501	+2.335	11:13:00.140
48	47.437	+1.271	11:13:47.577
49	47.390	+1.224	11:14:34.967
50	46.903	+0.737	11:15:21.870
51	47.473	+1.307	11:16:09.343
52	47.015	+0.849	11:16:56.358
53	46.939	+0.773	11:17:43.297

(78) Smiley Racing Team

1	52.932	+6.295	10:22:04.123
2	51.538	+4.901	10:22:55.661
3	56.196	+9.559	10:23:51.857

Lap	Lap Tm	Diff	Time of Day
4	48.548	+1.911	10:24:40.405
5	48.490	+1.853	10:25:28.895
6	49.393	+2.756	10:26:18.288
7	49.444	+2.807	10:27:07.732
8	48.806	+2.169	10:27:56.538
9	49.745	+3.108	10:28:46.283
10	48.367	+1.730	10:29:34.650
11	48.326	+1.689	10:30:22.976
12	48.296	+1.659	10:31:11.272
13	48.053	+1.416	10:31:59.325
14	48.624	+1.987	10:32:47.949
15	49.636	+2.999	10:33:37.585
16	47.890	+1.253	10:34:25.475
17	48.784	+2.147	10:35:14.259
18	48.109	+1.472	10:36:02.368
19	1:37.292	+50.655	10:37:39.660
20	1:39.439	+52.802	10:39:19.099
21	48.696	+2.059	10:40:07.795
22	47.366	+0.729	10:40:55.161
23	47.600	+0.963	10:41:42.761
24	47.335	+0.698	10:42:30.096
25	47.925	+1.288	10:43:18.021
26	47.685	+1.048	10:44:05.706
27	47.293	+0.656	10:44:52.999
28	48.247	+1.610	10:45:41.246
29	47.103	+0.466	10:46:28.349
30	47.118	+0.481	10:47:15.467
31	47.219	+0.582	10:48:02.686
32	47.091	+0.454	10:48:49.777
33	49.026	+2.389	10:49:38.803
34	48.926	+2.289	10:50:27.729
35	47.745	+1.108	10:51:15.474
36	48.122	+1.485	10:52:03.596
37	47.088	+0.451	10:52:50.684
38	47.478	+0.841	10:53:38.162
39	47.163	+0.526	10:54:25.325
40	47.630	+0.993	10:55:12.955
41	47.151	+0.514	10:56:00.106
42	47.020	+0.383	10:56:47.126
43	47.061	+0.424	10:57:34.187
44	47.715	+1.078	10:58:21.902
45	47.300	+0.663	10:59:09.202
46	1:23.404	+36.767	11:00:32.606
47	58.392	+11.755	11:01:30.998
48	47.583	+0.946	11:02:18.581
49	46.813	+0.176	11:03:05.394
50	46.820	+0.183	11:03:52.214
51	47.076	+0.439	11:04:39.290
52	48.282	+1.645	11:05:27.572
53	47.330	+0.693	11:06:14.902
54	47.882	+1.245	11:07:02.784
55	46.956	+0.319	11:07:49.740
56	47.002	+0.365	11:08:36.742
57	46.999	+0.362	11:09:23.741
58	46.720	+0.083	11:10:10.461
59	46.934	+0.297	11:10:57.395
60	46.830	+0.193	11:11:44.225
61	47.059	+0.422	11:12:31.284
62	46.883	+0.246	11:13:18.167
63	48.180	+1.543	11:14:06.347
64	47.167	+0.530	11:14:53.514
65	48.005	+1.368	11:15:41.519
66	47.282	+0.645	11:16:28.801
67	47.098	+0.461	11:17:15.899
68	46.916	+0.279	11:18:02.815
69	47.081	+0.444	11:18:49.896

Lap	Lap Tm	Diff	Time of Day
70	46.637	-	11:19:36.533
71	47.606	+0.969	11:20:24.139
72	50.050	+3.413	11:21:14.189

(34) DSK/Energy/Luxemburg

1	48.463	+1.265	10:21:51.893
2	47.524	+0.326	10:22:39.417
3	47.296	+0.098	10:23:26.713
4	47.782	+0.584	10:24:14.495
5	47.273	+0.075	10:25:01.768
6	47.595	+0.397	10:25:49.363
7	47.363	+0.165	10:26:36.726
8	47.895	+0.697	10:27:24.621
9	47.295	+0.097	10:28:11.916
10	47.321	+0.123	10:28:59.237
11	47.255	+0.057	10:29:46.492
12	1:40.538	+53.340	10:31:27.030
13	1:04.421	+17.223	10:32:31.451
14	50.024	+2.826	10:33:21.475
15	50.310	+3.112	10:34:11.785
16	49.746	+2.548	10:35:01.531
17	48.659	+1.461	10:35:50.190
18	1:09.100	+21.902	10:36:59.290
19	49.064	+1.866	10:37:48.354
20	49.340	+2.142	10:38:37.694
21	49.753	+2.555	10:39:27.447
22	48.782	+1.584	10:40:16.229
23	1:37.447	+50.249	10:41:53.676
24	1:01.940	+14.742	10:42:55.616
25	48.985	+1.787	10:43:44.601
26	48.429	+1.231	10:44:33.030
27	47.966	+0.768	10:45:20.996
28	48.531	+1.333	10:46:09.527
29	48.351	+1.153	10:46:57.878
30	48.335	+1.137	10:47:46.213
31	52.637	+5.439	10:48:38.850
32	1:39.550	+52.352	10:50:18.400
33	1:39.182	+51.984	10:51:57.582
34	48.842	+1.644	10:52:46.424
35	47.839	+0.641	10:53:34.263
36	48.505	+1.307	10:54:22.768
37	47.711	+0.513	10:55:10.479
38	47.420	+0.222	10:55:57.899
39	47.712	+0.514	10:56:45.611
40	47.198	-	10:57:32.809
41	47.374	+0.176	10:58:20.183
42	47.870	+0.672	10:59:08.053
43	47.590	+0.392	10:59:55.643
44	1:41.098	+53.900	11:01:36.741
45	59.905	+12.707	11:02:36.646
46	47.888	+0.690	11:03:24.534
47	48.696	+1.498	11:04:13.230
48	9:28.595	+8:41.397	11:13:41.825
49	59.124	+11.926	11:14:40.949
50	1:47.724	+1:00.526	11:16:28.673
51	58.110	+10.912	11:17:26.783
52	47.368	+0.170	11:18:14.151
53	51.588	+4.390	11:19:05.739
54	47.448	+0.250	11:19:53.187
55	47.362	+0.164	11:20:40.549
56	47.548	+0.350	11:21:28.097


(37) KartMag - NRK

1	47.298	-58.118	10:21:41.859
2	46.631	-58.785	10:22:28.490
3	47.071	-58.345	10:23:15.561

24 Horas Euroindy Palexpo - CPRTP 2007

24 Horas
Treinos Cronometrados
Qualify

Euroindy 0,910 Km
01-06-2007 17:00



Lap	Lap Tm	Diff	Time of Day
4	45.886	-59.530	10:24:01.447
5	45.498	-59.918	10:24:46.945
6	46.202	-59.214	10:25:33.147
7	47.115	-58.301	10:26:20.262
8	46.270	-59.146	10:27:06.532
9	46.667	-58.749	10:27:53.199
10	45.417	-59.999	10:28:38.616
11	45.416	-1:00.000	10:29:24.032
12	1:43.186	-2.230	10:31:07.218
13	56.863	-48.553	10:32:04.081
14	45.838	-59.578	10:32:49.919
15	46.066	-59.350	10:33:35.985
16	46.192	-59.224	10:34:22.177
17	45.931	-59.485	10:35:08.108
18	46.163	-59.253	10:35:54.271
19	45.826	-59.590	10:36:40.097
20	46.138	-59.278	10:37:26.235
21	45.822	-59.594	10:38:12.057
22	45.717	-59.699	10:38:57.774
23	45.508	-59.908	10:39:43.282
24	1:22.237	-23.179	10:41:05.519
25	57.938	-47.478	10:42:03.457
26	45.816	-59.600	10:42:49.273
27	45.893	-59.523	10:43:35.166
28	46.779	-58.637	10:44:21.945
29	46.513	-58.903	10:45:08.458
30	45.600	-59.816	10:45:54.058
31	46.399	-59.017	10:46:40.457
32	46.189	-59.227	10:47:26.646
33	45.601	-59.815	10:48:12.247
34	45.619	-59.797	10:48:57.866
35	45.870	-59.546	10:49:43.736
36	45.766	-59.650	10:50:29.502
37	1:23.491	-21.925	10:51:52.993
38	1:02.701	-42.715	10:52:55.694
39	47.045	-58.371	10:53:42.739
40	46.674	-58.742	10:54:29.413
41	46.376	-59.040	10:55:15.789
42	46.935	-58.481	10:56:02.724
43	46.570	-58.846	10:56:49.294
44	46.392	-59.024	10:57:35.686
45	46.330	-59.086	10:58:22.016
46	46.384	-59.032	10:59:08.400
47	46.881	-58.535	10:59:55.281
48	1:19.863	-25.553	11:01:15.144
49	53.947	-51.469	11:02:09.091
50	46.351	-59.065	11:02:55.442
51	46.597	-58.819	11:03:42.039
52	46.260	-59.156	11:04:28.299
53	46.185	-59.231	11:05:14.484
54	45.875	-59.541	11:06:00.359
55	46.050	-59.366	11:06:46.409
56	46.065	-59.351	11:07:32.474
57	45.948	-59.468	11:08:18.422
58	46.171	-59.245	11:09:04.593
59	46.158	-59.258	11:09:50.751
60	1:37.160	-8.256	11:11:27.911
61	1:46.015	+0.599	11:13:13.926
62	46.488	-58.928	11:14:00.414
63	46.219	-59.197	11:14:46.633
64	45.825	-59.591	11:15:32.458
65	46.299	-59.117	11:16:18.757
66	46.096	-59.320	11:17:04.853
67	46.343	-59.073	11:17:51.196
68	46.030	-59.386	11:18:37.226
69	46.130	-59.286	11:19:23.356

Lap	Lap Tm	Diff	Time of Day
70	46.075	-59.341	11:20:09.431
71	46.399	-59.017	11:20:55.830
(52) NKT-New Karting Team			
1	47.333	-58.104	10:21:40.202
2	46.451	-58.986	10:22:26.653
3	46.070	-59.367	10:23:12.723
4	46.005	-59.432	10:23:58.728
5	46.563	-58.874	10:24:45.291
6	48.685	-56.752	10:25:33.976
7	45.932	-59.505	10:26:19.908
8	46.379	-59.058	10:27:06.287
9	46.334	-59.103	10:27:52.621
10	45.573	-59.864	10:28:38.194
11	45.506	-59.931	10:29:23.700
12	45.638	-59.799	10:30:09.338
13	45.650	-59.787	10:30:54.988
14	45.647	-59.790	10:31:40.635
15	46.504	-58.933	10:32:27.139
16	45.666	-59.771	10:33:12.805
17	45.584	-59.853	10:33:58.389
18	45.571	-59.866	10:34:43.960
19	45.679	-59.758	10:35:29.639
20	45.682	-59.755	10:36:15.321
21	45.437	-1:00.000	10:37:00.758
22	1:24.347	-21.090	10:38:25.105
23	1:01.699	-43.738	10:39:26.804
24	46.488	-58.949	10:40:13.292
25	45.923	-59.514	10:40:59.215
26	46.014	-59.423	10:41:45.229
27	46.020	-59.417	10:42:31.249
28	46.597	-58.840	10:43:17.846
29	45.961	-59.476	10:44:03.807
30	45.786	-59.651	10:44:49.593
31	46.081	-59.356	10:45:35.674
32	45.922	-59.515	10:46:21.596
33	46.602	-58.835	10:47:08.198
34	48.270	-57.167	10:47:56.468
35	46.669	-58.768	10:48:43.137
36	46.479	-58.958	10:49:29.616
37	45.993	-59.444	10:50:15.609
38	1:16.945	-28.492	10:51:32.554
39	57.949	-47.488	10:52:30.503
40	49.171	-56.266	10:53:19.674
41	46.273	-59.164	10:54:05.947
42	46.609	-58.828	10:54:52.556
43	46.257	-59.180	10:55:38.813
44	52.224	-53.213	10:56:31.037
45	46.655	-58.782	10:57:17.692
46	46.001	-59.436	10:58:03.693
47	45.999	-59.438	10:58:49.692
48	46.326	-59.111	10:59:36.018
49	45.848	-59.589	11:00:21.866
50	46.261	-59.176	11:01:08.127
51	48.117	-57.320	11:01:56.244
52	46.496	-58.941	11:02:42.740
53	1:25.705	-19.732	11:04:08.445
54	1:03.088	-42.349	11:05:11.533
55	47.067	-58.370	11:05:58.600
56	46.985	-58.452	11:06:45.585
57	46.761	-58.676	11:07:32.346
58	46.809	-58.628	11:08:19.155
59	46.255	-59.182	11:09:05.410
60	46.349	-59.088	11:09:51.759
61	46.329	-59.108	11:10:38.088
62	46.467	-58.970	11:11:24.555

Lap	Lap Tm	Diff	Time of Day
63	47.364	-58.073	11:12:11.919
64	47.107	-58.330	11:12:59.026
65	46.179	-59.258	11:13:45.205
66	46.393	-59.044	11:14:31.598
67	46.079	-59.358	11:15:17.677
68	46.217	-59.220	11:16:03.894
69	46.543	-58.894	11:16:50.437
70	46.184	-59.253	11:17:36.621
71	1:20.152	-25.285	11:18:56.773
72	3:17.817	+1:32.380	11:22:14.590
(18) Peçaoeste			
1	46.691	-58.755	10:21:50.662
2	46.129	-59.317	10:22:36.791
3	46.514	-58.932	10:23:23.305
4	46.273	-59.173	10:24:09.578
5	45.907	-59.539	10:24:55.485
6	46.200	-59.246	10:25:41.685
7	45.827	-59.619	10:26:27.512
8	45.922	-59.524	10:27:13.434
9	45.785	-59.661	10:27:59.219
10	46.320	-59.126	10:28:45.539
11	46.251	-59.195	10:29:31.790
12	1:33.569	-11.877	10:31:05.359
13	56.535	-48.911	10:32:01.894
14	46.343	-59.103	10:32:48.237
15	46.639	-58.807	10:33:34.876
16	1:32.389	-13.057	10:35:07.265
17	55.146	-50.300	10:36:02.411
18	47.246	-58.200	10:36:49.657
19	1:32.895	-12.551	10:38:22.552
20	1:04.016	-41.430	10:39:26.568
21	46.626	-58.820	10:40:13.194
22	46.791	-58.655	10:40:59.985
23	47.100	-58.346	10:41:47.085
24	47.333	-58.113	10:42:34.418
25	46.804	-58.642	10:43:21.222
26	1:45.631	+0.185	10:45:06.853
27	1:48.854	+3.408	10:46:55.707
28	56.179	-49.267	10:47:51.886
29	47.061	-58.385	10:48:38.947
30	46.677	-58.769	10:49:25.624
31	46.459	-58.987	10:50:12.083
32	46.175	-59.271	10:50:58.258
33	46.209	-59.237	10:51:44.467
34	46.231	-59.215	10:52:30.698
35	45.917	-59.529	10:53:16.615
36	46.262	-59.184	10:54:02.877
37	46.499	-58.947	10:54:49.376
38	46.137	-59.309	10:55:35.513
39	46.168	-59.278	10:56:21.681
40	46.115	-59.331	10:57:07.796
41	45.744	-59.702	10:57:53.540
42	46.361	-59.085	10:58:39.901
43	45.990	-59.456	10:59:25.891
44	1:31.913	-13.533	11:00:57.804
45	1:24.714	-20.732	11:02:22.518
46	53.662	-51.784	11:03:16.180
47	45.580	-59.866	11:04:01.760
48	45.550	-59.896	11:04:47.310
49	45.899	-59.547	11:05:33.209
50	45.536	-59.910	11:06:18.745
51	49.712	-55.734	11:07:08.457
52	45.446	-1:00.000	11:07:53.903
53	45.557	-59.889	11:08:39.460
54	45.615	-59.831	11:09:25.075

24 Horas Euroindy Palexpo - CPRTP 2007

24 Horas

Euroindy 0,910 Km

Treinos Cronometrados

01-06-2007 17:00

Qualify

Lap	Lap Tm	Diff	Time of Day
55	45.533	-59.913	11:10:10.608
56	45.510	-59.936	11:10:56.118
57	45.669	-59.777	11:11:41.787
58	45.624	-59.822	11:12:27.411
59	46.176	-59.270	11:13:13.587
60	45.744	-59.702	11:13:59.331
61	46.065	-59.381	11:14:45.396
62	45.805	-59.641	11:15:31.201

(7) TPK/H. Miramar

Lap	Lap Tm	Diff	Time of Day
1	47.068	-58.423	10:21:43.003
2	46.150	-59.341	10:22:29.153
3	46.020	-59.471	10:23:15.173
4	45.491	-1:00.000	10:24:00.664
5	45.512	-59.979	10:24:46.176
6	47.146	-58.345	10:25:33.322
7	45.992	-59.499	10:26:19.314
8	45.646	-59.845	10:27:04.960
9	45.566	-59.925	10:27:50.526
10	45.780	-59.711	10:28:36.306
11	45.765	-59.726	10:29:22.071
12	2:03.596	+18.105	10:31:25.667
13	2:40.915	+55.424	10:34:06.582
14	57.634	-47.857	10:35:04.216
15	46.095	-59.396	10:35:50.311
16	45.935	-59.556	10:36:36.246
17	45.814	-59.677	10:37:22.060
18	46.125	-59.366	10:38:08.185
19	46.298	-59.193	10:38:54.483
20	45.832	-59.659	10:39:40.315
21	46.122	-59.369	10:40:26.437
22	46.035	-59.456	10:41:12.472
23	46.048	-59.443	10:41:58.520
24	45.677	-59.814	10:42:44.197
25	1:33.901	-11.590	10:44:18.098
26	55.814	-49.677	10:45:13.912
27	46.346	-59.145	10:46:00.258
28	46.986	-58.505	10:46:47.244
29	46.501	-58.990	10:47:33.745
30	10:43.149	+8:57.658	10:58:16.894
31	55.071	-50.420	10:59:11.965

(48) Azores ACSport

Lap	Lap Tm	Diff	Time of Day
1	47.360	-58.415	10:21:42.790
2	47.386	-58.389	10:22:30.176
3	49.243	-56.532	10:23:19.419
4	47.117	-58.658	10:24:06.536
5	47.242	-58.533	10:24:53.778
6	46.624	-59.151	10:25:40.402
7	47.396	-58.379	10:26:27.798
8	47.101	-58.674	10:27:14.899
9	46.752	-59.023	10:28:01.651
10	46.571	-59.204	10:28:48.222
11	1:35.330	-10.445	10:30:23.552
12	1:33.025	-12.750	10:31:56.577
13	48.071	-57.704	10:32:44.648
14	48.808	-56.967	10:33:33.456
15	48.014	-57.761	10:34:21.470
16	48.119	-57.656	10:35:09.589
17	47.999	-57.776	10:35:57.588
18	47.846	-57.929	10:36:45.434
19	48.210	-57.565	10:37:33.644
20	47.669	-58.106	10:38:21.313
21	47.724	-58.051	10:39:09.037
22	49.474	-56.301	10:39:58.511
23	48.046	-57.729	10:40:46.557

Lap	Lap Tm	Diff	Time of Day
24	1:28.568	-17.207	10:42:15.125
25	55.425	-50.350	10:43:10.550
26	47.297	-58.478	10:43:57.847
27	46.431	-59.344	10:44:44.278
28	48.917	-56.858	10:45:33.195
29	46.983	-58.792	10:46:20.178
30	53.102	-52.673	10:47:13.280
31	46.356	-59.419	10:47:59.636
32	49.007	-56.768	10:48:48.643
33	48.429	-57.346	10:49:37.072
34	1:30.748	-15.027	10:51:07.820
35	58.330	-47.445	10:52:06.150
36	48.873	-56.902	10:52:55.023
37	47.944	-57.831	10:53:42.967
38	47.186	-58.589	10:54:30.153
39	47.545	-58.230	10:55:17.698
40	46.898	-58.877	10:56:04.596
41	47.373	-58.402	10:56:51.969
42	46.938	-58.837	10:57:38.907
43	47.200	-58.575	10:58:26.107
44	47.071	-58.704	10:59:13.178
45	47.975	-57.800	11:00:01.153
46	1:34.284	-11.491	11:01:35.437
47	57.912	-47.863	11:02:33.349
48	46.592	-59.183	11:03:19.941
49	46.250	-59.525	11:04:06.191
50	46.079	-59.696	11:04:52.270
51	46.092	-59.683	11:05:38.362
52	46.025	-59.750	11:06:24.387
53	46.277	-59.498	11:07:10.664
54	45.965	-59.810	11:07:56.629
55	46.516	-59.259	11:08:43.145
56	45.775	-1:00.000	11:09:28.920
57	46.093	-59.682	11:10:15.013
58	46.718	-59.057	11:11:01.731
59	1:31.905	-13.870	11:12:33.636
60	1:38.078	-7.697	11:14:11.714
61	46.916	-58.859	11:14:58.630
62	47.095	-58.680	11:15:45.725
63	46.523	-59.252	11:16:32.248
64	46.571	-59.204	11:17:18.819
65	46.186	-59.589	11:18:05.005
66	45.923	-59.852	11:18:50.928
67	46.081	-59.694	11:19:37.009
68	48.060	-57.715	11:20:25.069
69	48.069	-57.706	11:21:13.138

(87) Team USA Joahn Endurance

Lap	Lap Tm	Diff	Time of Day
1	48.991	-56.966	10:22:00.687
2	46.987	-58.970	10:22:47.674
3	46.788	-59.169	10:23:34.462
4	46.752	-59.205	10:24:21.214
5	46.923	-59.034	10:25:08.137
6	47.071	-58.886	10:25:55.208
7	46.841	-59.116	10:26:42.049
8	46.381	-59.576	10:27:28.430
9	46.651	-59.306	10:28:15.081
10	48.603	-57.354	10:29:03.684
11	46.562	-59.395	10:29:50.246
12	46.571	-59.386	10:30:36.817
13	46.835	-59.122	10:31:23.652
14	46.691	-59.266	10:32:10.343
15	46.483	-59.474	10:32:56.826
16	1:38.456	-7.501	10:34:35.282
17	59.077	-46.880	10:35:34.359
18	46.506	-59.451	10:36:20.865

Lap	Lap Tm	Diff	Time of Day
19	46.418	-59.539	10:37:07.283
20	46.926	-59.031	10:37:54.209
21	46.748	-59.209	10:38:40.957
22	46.966	-58.991	10:39:27.923
23	46.317	-59.640	10:40:14.240
24	46.135	-59.822	10:41:00.375
25	46.362	-59.595	10:41:46.737
26	46.709	-59.248	10:42:33.446
27	46.163	-59.794	10:43:19.609
28	46.360	-59.597	10:44:05.969
29	46.777	-59.180	10:44:52.746
30	46.583	-59.374	10:45:39.329
31	1:33.792	-12.165	10:47:13.121
32	55.625	-50.332	10:48:08.746
33	46.505	-59.452	10:48:55.251
34	46.248	-59.709	10:49:41.499
35	46.435	-59.522	10:50:27.934
36	46.697	-59.260	10:51:14.631
37	46.198	-59.759	10:52:00.829
38	46.536	-59.421	10:52:47.365
39	52.394	-53.563	10:53:39.759
40	46.083	-59.874	10:54:25.842
41	46.447	-59.510	10:55:12.289
42	46.206	-59.751	10:55:58.495
43	1:22.576	-23.381	10:57:21.071
44	47.291	-58.666	10:58:08.362
45	45.957	-1:00.000	10:58:54.319
46	45.978	-59.979	10:59:40.297
47	1:32.085	-13.872	11:01:12.382
48	53.921	-52.036	11:02:06.303
49	47.125	-58.832	11:02:53.428
50	46.966	-58.991	11:03:40.394
51	47.089	-58.868	11:04:27.483
52	46.833	-59.124	11:05:14.316
53	16:44.500	+14:58.543	11:21:58.816


(70) Coimbra 24

Lap	Lap Tm	Diff	Time of Day
1	49.651	-56.829	10:22:03.582
2	47.886	-58.594	10:22:51.468
3	47.312	-59.168	10:23:38.780
4	47.568	-58.912	10:24:26.348
5	46.778	-59.702	10:25:13.126
6	47.004	-59.476	10:26:00.130
7	46.778	-59.702	10:26:46.908
8	46.933	-59.547	10:27:33.841
9	46.559	-59.921	10:28:20.400
10	46.933	-59.547	10:29:07.333
11	46.480	-1:00.000	10:29:53.813
12	46.599	-59.881	10:30:40.412
13	46.966	-59.514	10:31:27.378
14	1:32.677	-13.803	10:33:00.055
15	54.220	-52.260	10:33:54.275
16	47.745	-58.735	10:34:42.020
17	52.260	-54.220	10:35:34.280
18	47.493	-58.987	10:36:21.773
19	47.309	-59.171	10:37:09.082
20	47.140	-59.340	10:37:56.222
21	47.449	-59.031	10:38:43.671
22	47.847	-58.633	10:39:31.518
23	46.795	-59.685	10:40:18.313
24	1:38.285	-8.195	10:41:56.598
25	1:09.121	-37.359	10:43:05.719
26	48.932	-57.548	10:43:54.651
27	48.300	-58.180	10:44:42.951
28	48.157	-58.323	10:45:31.108
29	48.240	-58.240	10:46:19.348

24 Horas Euroindy Palexpo - CPRTP 2007

24 Horas
 Treinos Cronometrados
 Qualify

Euroindy 0,910 Km
 01-06-2007 17:00



Lap	Lap Tm	Diff	Time of Day
30	47.847	-58.633	10:47:07.195
31	47.957	-58.523	10:47:55.152
32	48.656	-57.824	10:48:43.808
33	47.804	-58.676	10:49:31.612
34	47.816	-58.664	10:50:19.428
35	47.746	-58.734	10:51:07.174
36	48.050	-58.430	10:51:55.224
37	47.725	-58.755	10:52:42.949
38	47.638	-58.842	10:53:30.587
39	1:49.783	+3.303	10:55:20.370
40	1:00.283	-46.197	10:56:20.653
41	48.119	-58.361	10:57:08.772
42	47.636	-58.844	10:57:56.408
43	47.625	-58.855	10:58:44.033
44	47.563	-58.917	10:59:31.596
45	48.911	-57.569	11:00:20.507
46	47.277	-59.203	11:01:07.784
47	47.636	-58.844	11:01:55.420
48	47.158	-59.322	11:02:42.578
49	48.446	-58.034	11:03:31.024
50	47.166	-59.314	11:04:18.190
51	47.506	-58.974	11:05:05.696
52	47.520	-58.960	11:05:53.216
53	1:41.527	-4.953	11:07:34.743
54	1:54.075	+7.595	11:09:28.818
55	50.808	-55.672	11:10:19.626
56	50.060	-56.420	11:11:09.686
57	1:14.491	-31.989	11:12:24.177
58	49.866	-56.614	11:13:14.043
59	49.608	-56.872	11:14:03.651
60	49.357	-57.123	11:14:53.008
61	50.065	-56.415	11:15:43.073
62	49.034	-57.446	11:16:32.107
63	1:45.649	-0.831	11:18:17.756
64	1:00.125	-46.355	11:19:17.881
65	49.047	-57.433	11:20:06.928
66	48.760	-57.720	11:20:55.688

Lap	Lap Tm	Diff	Time of Day
28	45.877	-8:59.676	10:44:16.896
29	46.052	-8:59.501	10:45:02.948
30	45.892	-8:59.661	10:45:48.840
31	45.915	-8:59.638	10:46:34.755
32	45.936	-8:59.617	10:47:20.691
33	2:11.753	-7:33.800	10:49:32.444
34	56.812	-8:48.741	10:50:29.256
35	46.408	-8:59.145	10:51:15.664
36	46.440	-8:59.113	10:52:02.104
37	45.704	-8:59.849	10:52:47.808
38	47.328	-8:58.225	10:53:35.136
39	46.289	-8:59.264	10:54:21.425
40	46.060	-8:59.493	10:55:07.485
41	46.193	-8:59.360	10:55:53.678
42	45.928	-8:59.625	10:56:39.606
43	45.766	-8:59.787	10:57:25.372
44	45.786	-8:59.767	10:58:11.158
45	45.856	-8:59.697	10:58:57.014
46	45.941	-8:59.612	10:59:42.955
47	51.808	-8:53.745	11:00:34.763
48	50.693	-8:54.860	11:01:25.456
49	46.541	-8:59.012	11:02:11.997
50	49.989	-8:55.564	11:03:01.986
51	52.347	-8:53.206	11:03:54.333
52	50.374	-8:55.179	11:04:44.707
53	49.427	-8:56.126	11:05:34.134
54	45.708	-8:59.845	11:06:19.842
55	46.064	-8:59.489	11:07:05.906
56	46.281	-8:59.272	11:07:52.187
57	2:01.437	-7:44.116	11:09:53.624
58	1:03.181	-8:42.372	11:10:56.805
59	46.050	-8:59.503	11:11:42.855
60	46.338	-8:59.215	11:12:29.193
61	46.301	-8:59.252	11:13:15.494
62	1:27.728	-8:17.825	11:14:43.222
63	1:00.263	-8:45.290	11:15:43.485
64	47.240	-8:58.313	11:16:30.725
65	46.071	-8:59.482	11:17:16.796
66	46.178	-8:59.375	11:18:02.974
67	46.164	-8:59.389	11:18:49.138
68	46.407	-8:59.146	11:19:35.545
69	1:26.750	-8:18.803	11:21:02.295

Lap	Lap Tm	Diff	Time of Day
-----	--------	------	-------------

(71) Black Eagle

1	46.761	-8:58.792	10:21:43.485
2	46.986	-8:58.567	10:22:30.471
3	46.492	-8:59.061	10:23:16.963
4	45.783	-8:59.770	10:24:02.746
5	45.838	-8:59.715	10:24:48.584
6	46.972	-8:58.581	10:25:35.556
7	46.478	-8:59.075	10:26:22.034
8	45.929	-8:59.624	10:27:07.963
9	47.270	-8:58.283	10:27:55.233
10	47.126	-8:58.427	10:28:42.359
11	45.683	-8:59.870	10:29:28.042
12	46.053	-8:59.500	10:30:14.095
13	45.566	-8:59.987	10:30:59.661
14	45.709	-8:59.844	10:31:45.370
15	46.031	-8:59.522	10:32:31.401
16	1:53.775	-7:51.778	10:34:25.176
17	58.608	-8:46.945	10:35:23.784
18	46.144	-8:59.409	10:36:09.928
19	46.216	-8:59.337	10:36:56.144
20	46.051	-8:59.502	10:37:42.195
21	58.595	-8:46.958	10:38:40.790
22	1:01.381	-8:44.172	10:39:42.171
23	45.966	-8:59.587	10:40:28.137
24	45.771	-8:59.782	10:41:13.908
25	45.600	-8:59.953	10:41:59.508
26	45.553	-9:00.000	10:42:45.061
27	45.958	-8:59.595	10:43:31.019